

TEN YEAR TRANSPORTATION IMPROVEMENT PLAN

2015 - 2024

Projects Only

APPROVED BY THE NH LEGISLATURE
AND SIGNED INTO LAW BY THE GOVERNOR

PURSUANT TO
RSA 228:99 AND RSA 240 OF THE LAWS OF NEW HAMPSHIRE



PROJECTS LISTED ALPHABETICALLY



PREPARED BY THE NEW HAMPSHIRE
DEPARTMENT OF TRANSPORTATION

AUGUST 1, 2014

CHAPTER 326
HB 2014 – FINAL VERSION

25Mar2014... 1062h
05/15/14 1736s
4Jun2014... 1917CofC

2014 SESSION

14-2852
06/09

HOUSE BILL **2014**

AN ACT relative to the state 10-year transportation improvement program.

SPONSORS: Rep. Campbell, Hills 33

COMMITTEE: Public Works and Highways

AMENDED ANALYSIS

This bill:

I. Adopts the state 10-year transportation improvement plan for 2015-2024.

II. Raises the amount of bonds the treasurer may issue for federally-aided highway and bridge projects.

III. Authorizes the commissioner of the department of transportation to make certain improvements to the turnpike system.

IV. Authorizes the transfer of certain designated funds to certain projects in the 10-year transportation improvement plan for 2015-2024.

Explanation: Matter added to current law appears in **bold italics**.
 Matter removed from current law appears [~~in brackets and struck through~~].
 Matter which is either (a) all new or (b) repealed and reenacted appears in regular type.

CHAPTER 326
HB 2014 – FINAL VERSION

25Mar2014... 1062h
05/15/14 1736s
4Jun2014... 1917CofC

14-2852
06/09

STATE OF NEW HAMPSHIRE

In the Year of Our Lord Two Thousand Fourteen

AN ACT relative to the state 10-year transportation improvement program.

Be it Enacted by the Senate and House of Representatives in General Court convened:

1 326:1 State 10-Year Transportation Improvement Plan. The legislature hereby adopts the plan
2 known as the “State of New Hampshire Ten Year Transportation Improvement Plan 2015-2024
3 Submitted to the Legislature by the Governor Pursuant to RSA 228:99 and RSA 240 of the Laws of
4 New Hampshire”, as amended and dated March 20, 2014, and encourages expeditious
5 implementation of the projects shown therein.

6 326:2 Federal Highway Grant Anticipation Bonds; Issuance of Revenue Bonds. Amend RSA
7 228-A:2 to read as follows:

8 228-A:2 Issuance of Revenue Bonds. The state may issue bonds under this chapter to be known
9 as “federal highway grant anticipation bonds.” The bonds may be issued from time to time for the
10 purpose of financing project costs related to the widening of Interstate 93 from Manchester to the
11 Massachusetts border, the replacement ~~[or repair]~~ of the ~~[Memorial Bridge and the]~~ Sarah Mildred
12 Long Bridge in Portsmouth, New Hampshire, and any other federally aided highway project
13 hereafter authorized by the general court to be financed under this chapter. Bonds issued hereunder
14 shall be special obligations of the state and the principal of, premium, if any, and interest on all
15 bonds shall be payable solely from the particular funds provided therefor under this chapter. The
16 issuing of bonds shall be contingent upon the availability of sufficient anticipated federal aid over
17 the term of the bonds. The bonds shall be issued by the treasurer in such amounts as the fiscal
18 committee of the general court and the governor and council shall determine, **and shall** not
19 ~~[exceeding]~~ **exceed** ~~[\$445,000,000 for federally aided highway projects and \$45,000,000 for the~~
20 ~~replacement or repair of the Memorial Bridge and the Sarah Mildred Long Bridge]~~ **\$490,000,000.**
21 Debt service for federal highway grant anticipation bonds (Garvee bonds) for the ~~[bridges]~~ **projects**
22 shall be paid from a portion of future federal ~~[bridge]~~ funds. Bonds of each issue shall be dated, shall
23 bear interest at such rate or rates, including rates variable from time to time as determined by such
24 index, banker’s loan rate, or other method as may be determined by the treasurer, and shall mature
25 at such time or times as may be determined by the treasurer, except that no bond shall mature more
26 than 15 years from the date of its issue. Bonds may be made redeemable before maturity either at
27 the option of the state or at the option of the holder, or on the occurrence of specified events, at such

CHAPTER 326
HB 2014 – FINAL VERSION
- Page 2 -

1 price or prices and under such terms and conditions as may be fixed by the treasurer prior to the
2 issue of bonds. The treasurer shall determine the form and details of bonds. Subject to RSA 93-A,
3 the bonds shall be signed by the treasurer and countersigned by the governor. The bonds may be
4 sold in such manner, either at public or private sale, for such price, including above or below par
5 value, at such rate or rates of interest, or at such discount in lieu of interest, as the treasurer may
6 determine.

7 326:3 Turnpike System; Authority Granted. Amend RSA 237:2, II-d to read as follows:

8 II-d. Construct a second barrel on the Spaulding turnpike from exits 12 to 16 with related
9 interchange improvements from exits 11 to 16, as needed, ***and a maintenance facility at exit 16***
10 ***in Rochester.***

11 326:4 New Subparagraphs; Turnpike System; Authority Granted. Amend RSA 237:2, IV by
12 inserting after subparagraph (g) the following new subparagraphs:

13 (h) Making improvements to the central New Hampshire turnpike, including, but not
14 limited to, the addition of a traffic lane in each direction to the following 3 segments: the segment
15 between exit 8 in the city of Nashua to exit 10 in the town of Merrimack; the segment between exit
16 11 in the town of Merrimack to the southern limits of the Manchester Airport Access Road project in
17 the town of Bedford; and the segment between the northern limits of the Manchester Airport Access
18 Road project and the interstate 293 interchange in the town of Bedford.

19 (i) Installation of intelligent transportation systems infrastructure on the F.E. Everett
20 Turnpike from Nashua to Bedford.

21 326:5 Turnpike System; Authority Granted. Amend RSA 237:2, VII to read as follows:

22 VII.(a) Acquire land as required and make improvements to the central New Hampshire
23 turnpike including, but not limited to, completing the connection to the Merrimack industrial
24 interchange, relocation of Camp Sargent Road, improvements to interchanges 3 through 7 as
25 required, the extension of the system to include an easterly circumferential beltway around Nashua
26 extending from exit 2 and running easterly through the city of Nashua and the towns of Hudson,
27 Litchfield, and Merrimack to an intersection with the existing turnpike, improvements and widening
28 between interchanges 2 and 7, widening between the Route 101 intersection and the Amoskeag
29 interchange in Manchester, and coordinating a study of widening between the I-89 and I-93
30 interchanges.

31 (b) ***Plan and engineer improvements to the central New Hampshire turnpike,***
32 ***including, but not limited to the addition of a traffic lane or lanes in each direction from***
33 ***the junction of interstate 89 in the city of Concord to the northerly expansion joint of the***
34 ***Interstate 93 bridge over Loudon Road and N.H. Route 9 (bridge no. 163/106).***

35 (c) ***Plan and engineer improvements to the central New Hampshire turnpike,***
36 ***including, but not limited to the addition of a traffic lane or lanes in each direction from***

CHAPTER 326
HB 2014 – FINAL VERSION
- Page 3 -

1 *exit 6 to exit 7 in the city of Manchester, as well as the reconstruction of the exit 6 and exit 7*
2 *interchanges.*

3 326:6 Turnpike System; Funds Provided. Amend RSA 237:7 I(h) to read as follows:

4 (h) Improvements to central New Hampshire turnpike.

5 RSA 237:2, *IV(h)*, VII, *VII(b)*, *VII(c)*, IX. [485,200,000] **\$574,900,000**

6 326:7 Turnpike System; Funds Provided. Amend RSA 237:7, I(k) to read as follows:

7 (k) Toll collection equipment. RSA 237:2, VIII, IX,

8 ***RSA 237:5, II.*** [116,000,000] **\$131,000,000**

9 326:8 Department of Transportation; Hooksett Ramp Toll Reconstruction. The project named
10 Hooksett, project number 9015, which consists of reconstruction of exit 11 ramp tolls to implement
11 all electronic tolling (AET) shall be deleted from the turnpikes portion of the 10-year transportation
12 improvement plan 2015-2024, and added to the turnpikes portion of the unfunded priorities of said
13 10-year transportation improvement plan as the statewide AET pilot project, location to be
14 determined by the legislature.

15 326:9 Department of Transportation; Project Added to Unfunded Priorities.

16 I. The following project shall be added to the turnpikes portion of the unfunded priorities of
17 the 10-year transportation improvement plan 2015-2024: Merrimack, removal of toll on exit 11 at
18 \$1,600,000.

19 II. The project under paragraph I shall be contingent upon the relocation of the Bedford
20 main line toll south of its present location on the F.E. Everett turnpike, and the town of Merrimack's
21 acceptance of Continental Boulevard as a municipal highway.

22 326:10 Department of Transportation; Transfer of Funds. The funds designated for the project
23 named statewide districts BGRR, project number 2365, which consists of guardrail replacement for
24 the betterment program shall be deleted from the 10-year transportation improvement plan 2015-
25 2024, and the department shall designate or reallocate in said 10-year transportation improvement
26 plan betterment funds in the amount of \$1,200,000 to the statewide HWY rehabilitation BRSR,
27 project number 6730, to be distributed to the 6 state highway districts using the betterment
28 allocation formula contained in RSA 235:23-a, III.

29 326:11 Department of Transportation; Transfer of Funds. The funds designated for the project
30 named statewide traffic, project number 9010, which consists of plan preparation, public outreach,
31 and signage to transition to mile point referenced exit numbers, shall be deleted from the 10-year
32 transportation improvement plan 2015-2024, and the department shall designate in such 10-year
33 transportation improvement plan federal funds in the amount of \$1,100,000 to statewide PRRCS,
34 project number 4521, for federal pavement resurfacing and rehabilitation on rural collector or
35 arterial roads.

36 326:12 Department of Transportation; Transfer of Funds. The department of transportation

CHAPTER 326
HB 2014 – FINAL VERSION
- Page 4 -

1 shall issue federal highway grant anticipation bonds pursuant to RSA 228-A:2 for project named
2 Portsmouth, NH – Kittery, ME, project number 15731, in the 10-year transportation improvement
3 plan 2015-2024, for the state of New Hampshire’s share of the replacement of the Sarah Mildred
4 Long bridge between Portsmouth, NH to Kittery, ME, and shall designate in said 10-year
5 transportation improvement plan funds in the amount of \$51,000,000 for the widening of Interstate
6 93 North from Salem to Manchester, which shall consist of \$40,000,000 in federal funds and
7 \$11,000,000 in federal highway anticipation bonds. The department of transportation shall also
8 include an additional \$8,090,000 in federal funds for the widening of Route 101 for approximately 2
9 miles from N.H. 114 to Wallace Road in Bedford, NH, project number 13953, in said 10-year
10 transportation improvement plan.

11 326:13 Department of Transportation; Salem to Manchester. The funding for the project named
12 Salem to Manchester, project number 10418C, shall be removed from the unfunded priorities of the
13 10-year transportation improvement plan 2015-2024, and added to highway fund portion of such
14 plan at \$200,000,000. This project shall be funded with bond proceeds issued pursuant to RSA 6:13-
15 d, I as inserted by SB 367-FN-A of the 2014 legislative session.

16 326:14 Department of Transportation; Bow to Concord. The funding for the project named Bow-
17 Concord, project number 13742, contained in the turnpikes portion of the unfunded priorities of the
18 10-year transportation improvement plan 2015-2024, shall be reduced from \$192,000,000 to
19 \$190,000,000.

20 326:15 Ten Year Transportation Improvement Plan 2015-2024; Expenditure of Certain Road
21 Toll Revenue. The Ten Year Transportation Improvement Plan 2015-2024 shall incorporate and be
22 consistent with the provisions of RSA 260:32-b, expenditure of certain road toll revenue, as inserted
23 by SB 367-FN-A of the 2014 legislative session.

24 326:16 Contingency. If SB 367-FN-A of the 2014 legislative session becomes law, sections 13
25 and 15 of this act shall take effect at 12:01 on the day such act takes effect. If SB 367-FN-A of the
26 2014 legislative session does not become law, sections 13 and 15 of this act shall not take effect.

27 326:17 Effective Date.

28 I. Sections 13 and 15 of this act shall take effect as provided in section 16 of this act.

29 II. The remainder of this act shall take effect upon its passage.

30
31 Approved: August 1, 2014

32 Effective Date: I. Sections 13 and 15 shall take effect as provided in section 16.

33 II. Remainder shall take effect August 1, 2014.

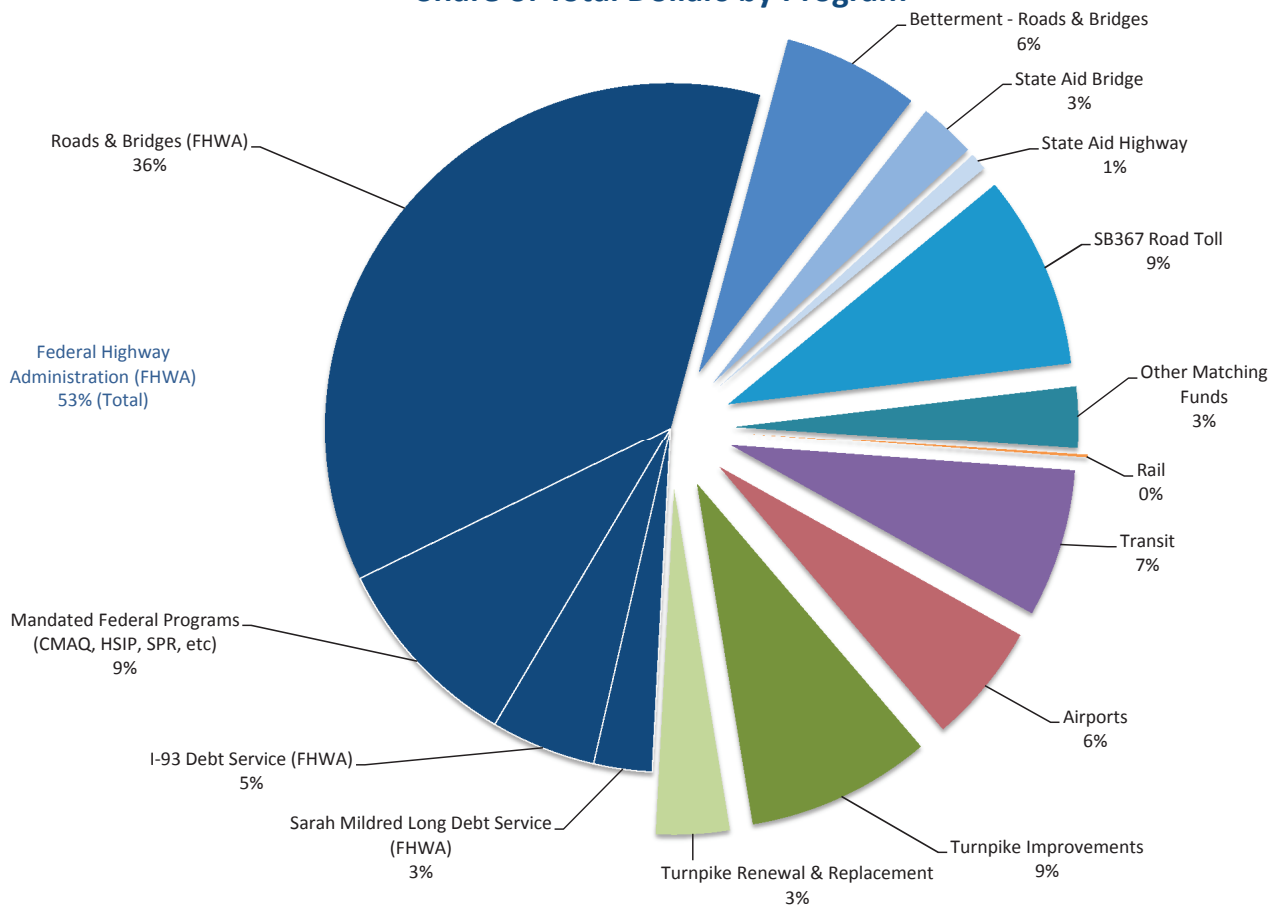
2015-2024 Ten Year Plan
Total Program Dollars by FY - Includes Revenue from SB 367

FY	Highway and Bridge							Other Modes					TYP FY Total	% of Total Program
	Highway Funded													
	FHWA ^{1, 4, 5}	Betterment ²	State Aid Bridge ²	State Aid Highway ²	SB367 Road Toll ¹⁰	Other Matching Funds ³	Subtotal	Turnpike Improvements ⁸	Turnpike Renewal & Replacement	Rail ⁵	Transit ⁶	Airport ⁷		
2015	171.4	22.0	7.5	2.9	35.5	24.5	263.9	54.8	7.7	0.8	24.6	25.7	377.5	11.0%
2016	167.3	22.0	3.5	3.4	31.1	26.4	253.7	37.7	11.6	0.4	23.9	35.9	363.3	10.6%
2017	187.7	22.0	7.5	4.3	31.0	24.2	276.7	27.0	11.5	0.4	23.3	46.3	385.2	11.2%
2018	186.7	22.0	8.7	2.5	30.9	9.9	260.7	19.1	13.7	0.4	25.5	42.3	361.6	10.5%
2019	187.4	22.0	10.8	2.5	30.9	5.9	259.6	30.1	13.8	0.4	23.8	44.3	372.0	10.8%
2020	191.6	22.0	13.5	2.5	30.8	1.1	261.5	41.8	12.0	0.4	23.3	0.0	339.0	9.9%
2021	189.7	22.0	8.4	2.5	30.7	0.0	253.4	18.9	12.0	0.4	23.7	0.0	308.4	9.0%
2022	191.9	22.0	13.1	2.5	30.6	9.0	269.0	22.9	12.0	0.4	24.1	0.0	328.4	9.5%
2023	181.3	22.0	8.2	2.5	30.5	0.0	244.5	24.0	12.0	0.4	22.6	0.0	303.5	8.8%
2024	179.8	22.0	9.6	2.5	30.4	0.0	244.4	21.0	12.0	0.4	23.9	0.0	301.7	8.8%
Program Total	1,834.7	220.0	90.9	28.4	312.1	101.2	2,587.3	297.3	118.2	4.4	238.6	194.6	3,440.5	100.0%
% of Total Program	53.3%	6.4%	2.6%	0.8%	9.1%	2.9%		8.6%	3.4%	0.1%	6.9%	5.7%	100.0%	
Revenue^{7, 9}	1,539.6	220.0	110.0	312.1	101.2			297.3	118.2	4.4	238.6	200.0	3,141.5	
	(295.1)	0.0	(9.3)	(0.0)	0.0									
Surplus/Deficit			(304.4)					0.0	0.0	0.0	0.0	5.4	(299.0)	

*figures are in Millions of dollars **Changes to Plan Highlighted in Yellow**

- 1 I-93 capacity improvements beyond widening north of Exit 5 to the I-293 split are not included due to funding constraint
I-93 and Sarah Mildred Long payments based on GARVEE Bonds and Debt Service are included
- 2 State funded programs maintained at current budget levels, local match included in program total
- 3 Totals comprised from project matching costs Maine, Vermont and other sources
- 4 Figures include inflation
- 5 FHWA category includes approximately \$1.16 million annually to address railroad crossings
- 6 Self-funded FTA programs, projects limited to available funds
- 7 Airport Improvement Program (FAA funding) is a grant program based upon a local, regional and national priority system. Revenue based on existing base budget conditions.
FAA programs projects based on a 5 year program (CIP). The CIP is represented in the 10 year plan, all other projects (years 6-10) are listed in the appendix of the document.
- 8 Proposed expanded Turnpike Capital program. Projects that may be constructed under current toll structure (no toll increase).
HB391 authorized projects and other future projects included pending future toll increase.
- 9 FHWA and SB367 State Aid Bridge revenue includes the local matching funds.
- 10 SB367 inclusive of I93 \$200M Bond and Debt Service, additional State Aid Bridge (w/local match), and Betterment resurfacing and rehabilitation for highways and bridges.

2015-2024 Ten Year Plan Share of Total Dollars by Program



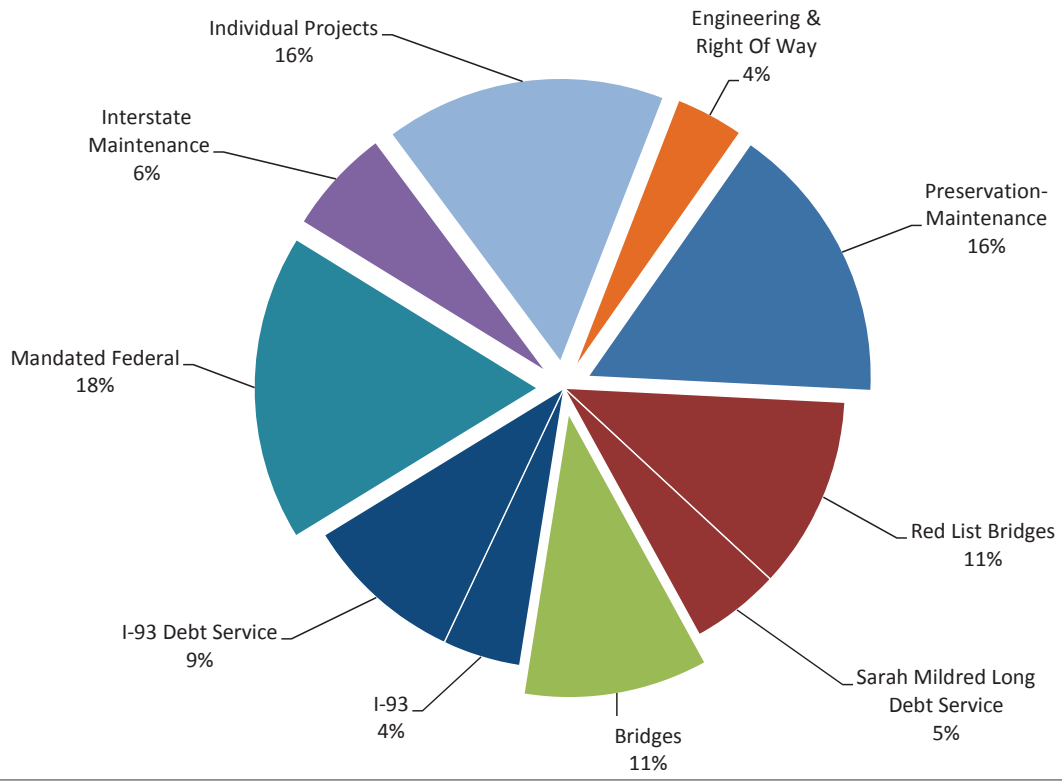
2015-2024 Ten Year Plan FHWA Category Summary

Scenario 4

<i>FY</i>	<i>Preservation Maintenance</i>	<i>Bridges</i>	<i>Red List Bridges</i>	<i>I-93</i>	<i>Mandated Federal</i>	<i>Interstate Maintenance</i>	<i>Individual Projects</i>	<i>Eng ROW</i>	<i>Grand Total</i>	<i>FY</i>
2015	26.5	12.8	24.5	43.6	29.8	10.0	21.9	1.0	171.4	2015
2016	26.3	13.3	22.5	37.1	26.4	6.1	34.3	1.0	167.3	2016
2017	28.2	13.4	32.8	37.6	32.5	6.2	31.8	5.0	187.7	2017
2018	28.5	16.8	55.6	19.6	32.5	6.4	22.3	5.0	186.7	2018
2019	30.1	28.1	39.3	19.6	34.6	14.0	14.7	7.0	187.4	2019
2020	31.0	19.0	32.3	20.5	32.8	21.4	27.5	7.0	191.6	2020
2021	31.0	33.5	29.7	18.4	32.3	14.9	18.8	11.0	189.7	2021
2022	31.0	31.0	24.8	18.4	33.3	6.0	36.4	11.0	191.9	2022
2023	31.0	12.3	20.5	18.4	33.7	12.7	41.7	11.0	181.3	2023
2024	31.0	12.3	15.3	18.4	33.7	12.9	45.2	11.0	179.8	2024
Totals	294.7	192.5	297.3	251.5	321.7	110.7	294.7	70.2	1834.7	
<u>%Grand Total</u>	<u>16.1%</u>	<u>10.4%</u>	<u>16.1%</u>	<u>13.9%</u>	<u>17.5%</u>	<u>6.0%</u>	<u>16.1%</u>	<u>3.8%</u>		

-Dollars Inflated-

015-2024 Ten Year Plan Share of Federal Highway Dollars by Category



TEN YEAR TRANSPORTATION IMPROVEMENT PLAN

Highway Funded Projects

Highway and Bridge Projects

Alpha sort

{Inflation Included}

2015-2024 TYP Highway Trust Projects

Alpha Sort
{Inflation Included}

Project Name#/Id	Route/Road:	Location; Scope of Work	I\$(M)	Previous Prog. Yr	Previous Total\$	Comments:
ACWORTH 16301 [6641] <u>Red List Bridges</u>	NH 123A	REPLACE BRIDGE OVER BOWERS BROOK - 113/064 {Red List} [Oct 2005 Flood] (Bridge Rehab = 14540T, FY 2007)				2013 Bridge Priority #13.
		C 2017 L110 - BRIDGE PROGRAM - OFF SYSTEM	1,209	2020		
		C 2018 L110 - BRIDGE PROGRAM - OFF SYSTEM	.075			
		P 2015 L110 - BRIDGE PROGRAM - OFF SYSTEM	.057			
		P 2016 L110 - BRIDGE PROGRAM - OFF SYSTEM	.176			
		R 2015 L110 - BRIDGE PROGRAM - OFF SYSTEM	.237			
Highway and Bridge		I-Total:	1,754			
ALBANY NCC5 [9004] <u>Individual Projects</u>	NH 16	Widening of shoulders, overlay of pavement to support rumble strips though the center line the entire length of the corridor.				
		C 2023 M240 - STP - Flexible	5,311	New Project		
		C 2024 M240 - STP - Flexible	2,398	New Project		
		P 2020 M240 - STP - Flexible	1,208			
		R 2020 M240 - STP - Flexible	.544			
		R 2021 M240 - STP - Flexible	.062			
Highway and Bridge		I-Total:	9,523			
ALSTEAD 20817 [7992] <u>Red List Bridges</u>	NH 123A	REPLACE SINGLE SPAN BRIDGE OVER WARREN BROOK - 073/163 {Red List}				2013 Bridge Priority #81
		C 2020 M240 - STP - Flexible	2,295	2022		
		C 2021 M240 - STP - Flexible	.125	2022		
		P 2015 M240 - STP - Flexible	.046			
		P 2016 M240 - STP - Flexible	.048			
		P 2017 M240 - STP - Flexible	.011			
		R 2015 M240 - STP - Flexible	.010			
		R 2016 M240 - STP - Flexible	.011			
Highway and Bridge		I-Total:	2,546			
AMHERST 10136 C [8000] <u>Individual Projects</u>	NH 101A & NH 101	RECONSTRUCT INTERSECTION OF NH 101A AND NH 101 EB RAMPS TO PROVIDE ADDITIONAL EXITING RIGHT TURN LANE AND INSTALL SIGNALS (ITEM #20) (PE & ROW IN PARENT MILFORD TO NASHUA 10136)				
		C 2018 L050 - NATIONAL HIGHWAY SYSTEM	2,495	2018		
Highway and Bridge		I-Total:	2,495			

Phase: C = Construction P = Preliminary Engineering R = Right of Way

Project Name#/Id	Route/Road:	Location; Scope of Work	I\$(M)	Previous Prog. Yr	Previous Totals	Comments:
AMHERST 20231 [7909] <u>Municipal Bridges</u>	HORACE GREELEY ROAD	BRIDGE REPLACEMENT OVER PULPIT BROOK - 060/158 {Red List} [SAB*4216] {State Aid Bridge Program}				Specific project from Statewide program, Local Administration.
		C 2020 SAB - STATE AID BRIDGE (State FY)	.550	2020		
		P 2020 SAB - STATE AID BRIDGE (State FY)	.121			
		P 2020 SAB - STATE AID BRIDGE (State FY)	.070			
		R 2020 SAB - STATE AID BRIDGE (State FY)	.006			
Highway and Bridge			I-Total:		.747	
AMHERST 20242 [7910] <u>Municipal Bridges</u>	MANCHESTER ROAD	BRIDGE REPLACEMENT OVER BEAVER BROOK - 134/100 {Red List} [SAB*4216] {State Aid Bridge Program}				Specific project from Statewide program, Local Administration.
		C 2018 SAB - STATE AID BRIDGE (State FY)	.675	2018		
		P 2018 SAB - STATE AID BRIDGE (State FY)	.130			
		R 2018 SAB - STATE AID BRIDGE (State FY)	.006			
Highway and Bridge			I-Total:		.811	
AMHERST 20243 [7907] <u>Municipal Bridges</u>	NEW BOSTON ROAD	BRIDGE REPLACEMENT OVER BEAVER BROOK - 109/090 {Red List} [SAB*4216] {State Aid Bridge Program}				Specific project from Statewide program, Local Administration.
		C 2019 SAB - STATE AID BRIDGE (State FY)	.597	2019		
		P 2019 SAB - STATE AID BRIDGE (State FY)	.135			
		R 2019 SAB - STATE AID BRIDGE (State FY)	.006			
Highway and Bridge			I-Total:		.737	
ANDOVER 20650 [7991] <u>Bridges</u>	NH 11	REPLACE 5-SPAN BRIDGE OVER NHRR(ABD) - 206/137				2013 Bridge Priority #69
		C 2019 L1C0 - BRIDGE PROGRAM - ON/OFF SYSTEM	3.615	2020		
		P 2015 L1C0 - BRIDGE PROGRAM - ON/OFF SYSTEM	.045			
		P 2016 L1C0 - BRIDGE PROGRAM - ON/OFF SYSTEM	.048			
		P 2017 L1C0 - BRIDGE PROGRAM - ON/OFF SYSTEM	.003			
		R 2015 L1C0 - BRIDGE PROGRAM - ON/OFF SYSTEM	.023			
		R 2016 L1C0 - BRIDGE PROGRAM - ON/OFF SYSTEM	.012			
Highway and Bridge			I-Total:		3.746	
ASHLAND 16237 [7814] <u>Red List Bridges</u>	US 3 & NH 25	BRIDGE REHABILITATION OVER OWL BROOK - 107/094 {Red List}				2013 Bridge Priority #78
		C 2021 M240 - STP - Flexible	3.840	2021		
Highway and Bridge			I-Total:		3.840	

Phase: C = Construction P = Preliminary Engineering R = Right of Way

Project Name#/Id	Route/Road:	Location; Scope of Work	I\$(M)	Previous Prog. Yr	Previous Totals	Comments:
AUBURN 15657 [7170] <u>Municipal Bridges</u>	OLD CANDIA ROAD	BRIDGE REHABILITATION OVER MAPLE FALLS BROOK - 088/159 {Red List}				Specific project from Statewide program, Local Administration.
Highway and Bridge		C 2015 SAB - STATE AID BRIDGE (State FY)	.304	2015		
		I-Total:	.304			
BARNSTEAD 16020 [7621] <u>Municipal Bridges</u>	HANNAH NUTTER ROAD	BRIDGE REPLACEMENT OVER BIG RIVER - 149/073 [SAB*4216] {State Aid Bridge Program}				Specific project from Statewide program, Local Administration.
Highway and Bridge		C 2020 SAB - STATE AID BRIDGE (State FY)	.797	2020		
		P 2020 SAB - STATE AID BRIDGE (State FY)	.145			
		R 2020 SAB - STATE AID BRIDGE (State FY)	.006			
		I-Total:	.948			
BARNSTEAD - ALTON 14121 [2738] <u>Individual Projects</u>	NH 28	RECONSTRUCTION FROM THE ALTON CIRCLE SOUTH APPROXIMATELY 7.0 MILES TO THE IMPROVED SECTION IN BARNSTEAD				Parent corridor project. Specific intersection priorities programmed as separate construction project. Remaining priorities to be identified.
Highway and Bridge		C 2018 M240 - STP - Flexible	1.560	2018		
		P 2015 M240 - STP - Flexible	.170			
		P 2016 M240 - STP - Flexible	.176			
		P 2017 M240 - STP - Flexible	.181			
		P 2018 M240 - STP - Flexible	.187			
		R 2015 M240 - STP - Flexible	.114			
		R 2016 M240 - STP - Flexible	.059			
		R 2017 M240 - STP - Flexible	.242			
		R 2018 M240 - STP - Flexible	.062			
		I-Total:	2.750			
BARRINGTON 26722 [8779] <u>Municipal Bridges</u>	GREEN HILL ROAD	BRIDGE REHABILITATION OVER ISINGLASS RIVER - 109/162				Specific project from Statewide program, Local Administration.
Highway and Bridge		C 2022 SAB - STATE AID BRIDGE (State FY)	.293	New Project		
		P 2022 SAB - STATE AID BRIDGE (State FY)	.058			
		R 2022 SAB - STATE AID BRIDGE (State FY)	.003			
		I-Total:	.354			

Phase: C = Construction P = Preliminary Engineering R = Right of Way

Project Name#/Id	Route/Road:	Location; Scope of Work	I\$(M)	Previous Prog. Yr	Previous Totals	Comments:
BEDFORD 13692 C [77999]	NH 101	REPLACE BRIDGE/CULVERT OVER PULPIT BROOK BR# 090/065, TWIN BROOK LANE SAFETY IMPROVEMENT. RED LIST BRIDGE.				2013 Bridge Priority List #44. Coordinate with 13692 - corridor safety improvements.
<u>Red List Bridges</u>						
		C 2019 L1C0 - BRIDGE PROGRAM - ON/OFF SYSTEM	2,341			New Project
Highway and Bridge			I-Total: 2,341			
BEDFORD 13953 [1818]	NH 101	WIDEN TO 5 LANES FOR APPROXIMATELY 2 MILES, FROM NH 114 TO WALLACE ROAD				
<u>Individual Projects</u>						
		C 2016 L050 - NATIONAL HIGHWAY SYSTEM	1,598	2015		
		C 2017 L050 - NATIONAL HIGHWAY SYSTEM	6,001	2016		
		C 2018 L050 - NATIONAL HIGHWAY SYSTEM	5,001	2017		
		P 2015 L050 - NATIONAL HIGHWAY SYSTEM	.500			
		P 2016 L050 - NATIONAL HIGHWAY SYSTEM	.500			
		R 2015 L050 - NATIONAL HIGHWAY SYSTEM	1,500			
		R 2016 L050 - NATIONAL HIGHWAY SYSTEM	.500			
Highway and Bridge			I-Total: 15,599			
BEDFORD 16156 [7730]	NH 114	BRIDGE/CULVERT REPLACEMENT - 151/151 {Red List}				2013 Bridge Priority # 43
<u>Red List Bridges</u>						
		C 2018 M240 - STP - Flexible	1,872	2021		
Highway and Bridge			I-Total: 1,872			
BEDFORD 20000 [7844]	WALLACE ROAD	BRIDGE REHABILITATION OVER RIDDLE BROOK - 130/117 {Red List} [SAB*4216] {State Aid Bridge Program}				Specific project from Statewide program, Local Administration.
<u>Municipal Bridges</u>						
		C 2017 SAB - STATE AID BRIDGE (State FY)	.297	2017		
Highway and Bridge			I-Total: .297			
BEDFORD 21193 [8195]	CIDER MILL ROAD	BRIDGE REPLACEMENT OVER MCQUADE BROOK - 079/128 [SAB*4216] {State Aid Bridge Program}				Specific project from Statewide program, Local Administration.
<u>Municipal Bridges</u>						
		C 2018 SAB - STATE AID BRIDGE (State FY)	.369	New Project		
		P 2018 SAB - STATE AID BRIDGE (State FY)	.108			
		R 2018 SAB - STATE AID BRIDGE (State FY)	.006			
Highway and Bridge			I-Total: .482			

Phase: C = Construction P = Preliminary Engineering R = Right of Way

Project Name#/Id	Route/Road:	Location; Scope of Work	I\$(M)	Previous Prog. Yr	Previous Totals	Comments:
BEDFORD 21684 [8263] <u>Municipal Bridges</u>	CATESBY LANE	BRIDGE REPLACEMENT OVER MCQUADE BROOK - 102/098 [SAB*4216] {State Aid Bridge Program}				Specific project from Statewide program, Local Administration.
		C 2020 SAB - STATE AID BRIDGE (State FY)	.610			New Project
		P 2020 SAB - STATE AID BRIDGE (State FY)	.109			
		R 2020 SAB - STATE AID BRIDGE (State FY)	.006			
Highway and Bridge		I-Total:	.725			
BEDFORD 24217 [8580] <u>Municipal Bridges</u>	BEALS ROAD	BRIDGE REPLACEMENT OVER BABOOSIC BROOK - 105/055 [SAB*4216] {State Aid Bridge Program}				Specific project from Statewide program, Local Administration.
		C 2022 SAB - STATE AID BRIDGE (State FY)	.881			New Project
		P 2022 SAB - STATE AID BRIDGE (State FY)	.142			
		R 2022 SAB - STATE AID BRIDGE (State FY)	.006			
Highway and Bridge		I-Total:	1.029			
BELMONT 14285 [5727] <u>Municipal Bridges</u>	SHAKER ROAD	BRIDGE REHABILITATION OVER PUMPING STATION BROOK - 098/062 {Red List}				Specific project from Statewide program, Local Administration.
		C 2016 SAB - STATE AID BRIDGE (State FY)	.059			New Project
Highway and Bridge		I-Total:	.059			
BELMONT 22872 [8403] <u>Municipal Bridges</u>	CHURCH STREET	BRIDGE REHABILITATION CHURCH STREET OVER TIOGA RIVER - 103/072 [SAB*4216] {State Aid Bridge Program}				Specific project from Statewide program, Local Administration.
		C 2020 SAB - STATE AID BRIDGE (State FY)	.115			New Project
		P 2020 SAB - STATE AID BRIDGE (State FY)	.030			
		R 2020 SAB - STATE AID BRIDGE (State FY)	.002			
Highway and Bridge		I-Total:	.147			
BERLIN 12958 H [8713] <u>Individual Projects</u>	NH 110	CONSTRUCTION OF SCENIC VISTAS INTERPRETIVE PANELS AND OTHER APPROVED MITIGATION MEASURES				From NH 110 Corridor project.
		C 2016 M240 - STP - Flexible	.234			New Project
Highway and Bridge		I-Total:	.234			

Phase: C = Construction P = Preliminary Engineering R = Right of Way

Project Name#/Id	Route/Road:	Location; Scope of Work	I\$(M)	Previous Prog. Yr	Previous Totals	Comments:
BERLIN 15792 [7338] <u>Municipal Bridges</u>	HILLSIDE AVENUE	BRIDGE REPLACEMENT OVER DEAD RIVER - 232/066 [SAB*4216] {State Aid Bridge Program}				Specific project from Statewide program, Local Administration.
		C 2017 NON - OTHER NON PARTICIPATING	.006	2017		
		C 2017 SAB - STATE AID BRIDGE (State FY)	.642	2017		
		P 2017 SAB - STATE AID BRIDGE (State FY)	.071			
		R 2017 SAB - STATE AID BRIDGE (State FY)	.005			
Highway and Bridge		I-Total:	.725			
BERLIN 15793 [7339] <u>Municipal Bridges</u>	12th STREET	BRIDGE REHABILITATION OVER ANDROSCOGGIN RIVER - 256/087 [SAB*4216] {State Aid Bridge Program}				Specific project from Statewide program, Local Administration.
		C 2016 SAB - STATE AID BRIDGE (State FY)	.686	2016		
Highway and Bridge		I-Total:	.686			
BOW 20965 [8014] <u>Individual Projects</u>	KNOX ROAD / WHITE ROCK HILL	INTERSECTION RECONSTRUCTION [SAH*4217] {State Aid Highway Program}				Specific project from Statewide program, Local Administration.
		C 2016 SAH - STATE AID HIGHWAY (State FY)	.383	New Project		
		P 2016 SAH - STATE AID HIGHWAY (State FY)	.085			
		R 2016 SAH - STATE AID HIGHWAY (State FY)	.011			
Highway and Bridge		I-Total:	.479			
BOW 20966 [8016] <u>Individual Projects</u>	DUNKLEE ROAD	RECONSTRUCT INTERSECTION @ NH 3A [SAH*4217] {State Aid Highway Program}				Specific project from Statewide program, Local Administration.
		C 2017 SAH - STATE AID HIGHWAY (State FY)	1.099	New Project		
		P 2015 SAH - STATE AID HIGHWAY (State FY)	.062			
		R 2015 SAH - STATE AID HIGHWAY (State FY)	.007			
Highway and Bridge		I-Total:	1.168			
BOW 24223 [8584] <u>Municipal Bridges</u>	PAGE RD	BRIDGE REPLACEMENT OVER BELA BROOK - 065/140 [SAB*4216] {State Aid Bridge Program}				Specific project from Statewide program, Local Administration.
		C 2024 SAB - STATE AID BRIDGE (State FY)	.802	New Project		
		P 2024 SAB - STATE AID BRIDGE (State FY)	.151			
		R 2024 SAB - STATE AID BRIDGE (State FY)	.007			
Highway and Bridge		I-Total:	.959			

Phase: C = Construction P = Preliminary Engineering R = Right of Way

Project Name#/Id	Route/Road:	Location; Scope of Work	I\$(M)	Previous Prog. Yr	Previous Totals	Comments:
BOW CNH2 [9000] <u>Municipal Projects</u>	NH 3A	Corridor Safety Improvements				Specific locations from corridor study to be prioritized.
Highway and Bridge		C 2022 M231 - STP - Areas with Population Over 5K to 200K	<u>3,860</u>		New Project	
		I-Total:	<u>3,860</u>			
BRADFORD 15857 [7449] <u>Municipal Bridges</u>	BREEZY HILL ROAD	BRIDGE REPLACEMENT OVER WARNER RIVER - 161/145 {Red List} [SAB*4216] {State Aid Bridge Program}				Specific project from Statewide program, Local Administration.
Highway and Bridge		C 2018 SAB - STATE AID BRIDGE (State FY)	.981	2018		
		P 2018 SAB - STATE AID BRIDGE (State FY)	.159			
		R 2018 SAB - STATE AID BRIDGE (State FY)	.017			
		I-Total:	<u>1.157</u>			
BRADFORD 16106 [7697] <u>Municipal Bridges</u>	BREEZY HILL ROAD	BRIDGE REPLACEMENT OVER MASSASECUM RIVER - 170/129 {Red List} [SAB*4216] {State Aid Bridge Program}				Specific project from Statewide program, Local Administration.
Highway and Bridge		C 2018 SAB - STATE AID BRIDGE (State FY)	.794	2018		
		P 2018 SAB - STATE AID BRIDGE (State FY)	.142			
		R 2018 SAB - STATE AID BRIDGE (State FY)	.028			
		I-Total:	<u>.964</u>			
CANAAN 26664 [8770] <u>Municipal Bridges</u>	LARY POND RD	BRIDGE REPLACEMENT OVER LARY POND BROOK - 156/155 [SAB]				Specific project from Statewide program, Local Administration.
Highway and Bridge		C 2020 SAB - STATE AID BRIDGE (State FY)	.365	New Project		
		P 2020 SAB - STATE AID BRIDGE (State FY)	.054			
		R 2020 SAB - STATE AID BRIDGE (State FY)	.002			
		I-Total:	<u>.422</u>			
CANAAN 26702 [11716] <u>Municipal Bridges</u>	NORTH LARY ROAD	BRIDGE REPLACEMENT OVER LARY POND BROOK - 165/146				Specific project from Statewide program, Local Administration.
Highway and Bridge		C 2021 SAB - STATE AID BRIDGE (State FY)	.579	New Project		
		P 2021 SAB - STATE AID BRIDGE (State FY)	.075			
		R 2021 SAB - STATE AID BRIDGE (State FY)	.006			
		I-Total:	<u>.660</u>			

Phase: C = Construction P = Preliminary Engineering R = Right of Way

Project Name#/Id	Route/Road:	Location; Scope of Work	I\$(M)	Previous Prog. Yr	Previous Totals	Comments:
CANAAN 26703 [11720] <u>Municipal Bridges</u>	LASHUA ROAD	BRIDGE REPLACEMENT OVER MACOMA RIVER - 122/136, STATE AID BRIDGE (SAB)				Specific project from Statewide program, Local Administration.
		C 2022 SAB - STATE AID BRIDGE (State FY)	.575			New Project
		P 2022 SAB - STATE AID BRIDGE (State FY)	.077			
		R 2022 SAB - STATE AID BRIDGE (State FY)	.006			
Highway and Bridge		I-Total:	.659			
CANAAN 26704 [8771] <u>Municipal Bridges</u>	CLARK POND RD	BRIDGE REPLACEMENT OVER CLARK POND BROOK - 101/152				Specific project from Statewide program, Local Administration.
		C 2022 SAB - STATE AID BRIDGE (State FY)	.399			New Project
		P 2022 SAB - STATE AID BRIDGE (State FY)	.058			
		R 2022 SAB - STATE AID BRIDGE (State FY)	.003			
Highway and Bridge		I-Total:	.459			
CENTER HARBOR 24579 [8605] <u>Red List Bridges</u>	WAUKEWAN ROAD	BRIDGE REPLACEMENT OVER LAKE WAUKEWAN OUTLET - 080/040 {Redlist Bridge}				2013 Bridge Priority #80
		C 2024 M240 - STP - Flexible	1.507			New Project
		P 2015 M240 - STP - Flexible	.057			
Highway and Bridge		I-Total:	1.564			
CLAREMONT 13248 [739] <u>Individual Projects</u>	NH 12	NORTH STREET INTERSECTION RELOCATION [Section 1702 - Designated Project; Demo Id NH039 & NH059]				
		C 2015 HY20 - HIGH PRIORITY PROJ SEC 1702	.671			2013
		C 2015 LY10 - HIGH PRIORITY PROJ SEC 1702	.371			2013
		C 2015 LY20 - HIGH PRIORITY PROJ SEC 1702	2.688			2013
Highway and Bridge		I-Total:	3.730			
Claremont 27691 [12299] <u>Red List Bridges</u>	NH 12A	Bridge rehabilitation, over Sugar River Br #072/172 (RED LIST)				Bridge Priority List #72.
		C 2022 M240 - STP - Flexible	5.790			New Project
Highway and Bridge		I-Total:	5.790			
COAST 68069 [8572] <u>Transit</u>	COAST	CAPITAL EQUIPMENT PURCHASES AND OPERATING SUPPORT FOR COAST BUS SERVICES {CMAQ}				Project Established 2013.
		2015 M400 - CMAQ - Congestion Mitigation & Air Quality Improve	.735			New Project
Highway and Bridge		I-Total:	.735			

Phase: C = Construction P = Preliminary Engineering R = Right of Way

Project Name#/Id	Route/Road:	Location; Scope of Work	I\$(M)	Previous Prog. Yr	Previous Totals	Comments:
COLUMBIA 16302 [7360] <u>Bridges</u>	US 3	REHABILITATE / REPLACE BRIDGE OVER CONE BROOK - 059/089				Priority Corridor Weight Restricted Bridge (C1)
		C 2019 LIC0 - BRIDGE PROGRAM - ON/OFF SYSTEM	1.171	2019		
		P 2015 LIC0 - BRIDGE PROGRAM - ON/OFF SYSTEM	.103			
		R 2015 LIC0 - BRIDGE PROGRAM - ON/OFF SYSTEM	.052			
Highway and Bridge		I-Total:	1.325			
CONCORD 12004 [293] <u>Red List Bridges</u>	SEWALLS FALLS ROAD	REPLACE BRIDGE OVER MERRIMACK RIVER - 070/117 [Section 1702 - Designated Project; Demo Id NH045] {Red List}				Earmark Funding (partial). City pays 20% match, Municipal Red List Bridge. {LPA} Local Project Administration. Advance construction payback.
		C 2015 M240 - STP - Flexible	4.128			
		C 2016 M240 - STP - Flexible	3.195			
Highway and Bridge		I-Total:	7.323			
CONCORD 15877 [7469] <u>Municipal Bridges</u>	HOOKSETT TURNPIKE (Local Rd)	BRIDGE REPLACEMENT OVER BELA BROOK - 200/015 {Red List} [SAB*4216] {State Aid Bridge Program}				Specific project from Statewide program, Local Administration.
		C 2018 SAB - STATE AID BRIDGE (State FY)	.544	2018		
		P 2018 SAB - STATE AID BRIDGE (State FY)	.142			
		R 2018 SAB - STATE AID BRIDGE (State FY)	.017			
Highway and Bridge		I-Total:	.703			
CONCORD 15878 [7470] <u>Municipal Bridges</u>	BIRCHDALE ROAD	BRIDGE REPLACEMENT OVER BELA BROOK - 193/027 [SAB*4216] {State Aid Bridge Program}				Specific project from Statewide program, Local Administration.
		C 2018 SAB - STATE AID BRIDGE (State FY)	.544	2018		
		P 2018 SAB - STATE AID BRIDGE (State FY)	.142			
		R 2018 SAB - STATE AID BRIDGE (State FY)	.017			
Highway and Bridge		I-Total:	.703			
CONCORD CNH4 [9001] <u>Individual Projects</u>	I-89, NH 13 (Clinton St)	EXIT 2 NB & SB RAMP INTERSECTION IMPROVEMENTS				
		C 2023 M240 - STP - Flexible	2.788	New Project		
		P 2021 M240 - STP - Flexible	.299			
		R 2021 M240 - STP - Flexible	.007			
Highway and Bridge		I-Total:	3.095			

Phase: C = Construction P = Preliminary Engineering R = Right of Way

Project Name#/Id	Route/Road:	Location; Scope of Work	I\$(M)	Previous Prog. Yr	Previous Totals	Comments:
CONCORD - PEMBROKE 14841 A [6743] <u>Municipal Bridges</u>	NORTH PEMBROKE ROAD	BRIDGE REHABILITATION OVER SOUCOOK RIVER - 183/156				Specific project from Statewide program, Local Administration.
		C 2017 SAB - STATE AID BRIDGE (State FY)	.594	2017		
		P 2017 SAB - STATE AID BRIDGE (State FY)	.110			
		R 2017 SAB - STATE AID BRIDGE (State FY)	.011			
Highway and Bridge		I-Total:	.714			
CONWAY 14958 [5552] <u>Bridges</u>	NH 16	BRIDGE REHABILITATION OVER SACO RIVER - 170/071				2013 Bridge Priority #66.
Highway and Bridge		C 2018 L1C0 - BRIDGE PROGRAM - ON/OFF SYSTEM	3.905	2018		
		I-Total:	3.905			
CONWAY 15864 [7458] <u>Red List Bridges</u>	US 302	REPLACE BRIDGE OVER CONWAY LAKE OUTLET - 158/137 {Red List} {Federal Aid Bridge}				2013 Bridge Priority #41.
Highway and Bridge		C 2020 L1C0 - BRIDGE PROGRAM - ON/OFF SYSTEM	3.721	2022		
		I-Total:	3.721			
DANBURY 16303 [7347] <u>Bridges</u>	US 4	REHABILITATE BRIDGE OVER NHRR - 156/104				2013 Bridge Priority #48
Highway and Bridge		C 2020 L250 - STP - RURAL AREAS < 5,000k	1.993	2020		
		I-Total:	1.993			
DEERFIELD 24477 [8735] <u>Red List Bridges</u>	NH 107	REPLACE BRIDGE OVER FREESE POND - 137/116 (RED LIST BRIDGE)				2013 Bridge Priority #55
Highway and Bridge		C 2023 M240 - STP - Flexible	1.461	New Project		
		I-Total:	1.461			
DERRY 16118 [7708] <u>Municipal Bridges</u>	DREW ROAD	BRIDGE REPLACEMENT OVER DREW BROOK - 167/101 [SAB*4216] {State Aid Bridge Program}				Specific project from Statewide program, Local Administration.
Highway and Bridge		C 2019 SAB - STATE AID BRIDGE (State FY)	.268	2019		
		I-Total:	.268			

Phase: C = Construction P = Preliminary Engineering R = Right of Way

Project Name#/Id	Route/Road:	Location; Scope of Work	I\$(M)	Previous Prog. Yr	Previous Totals	Comments:
Dover to Rochester SRPC1 [9007] <u>Individual Projects</u>	NH 108	NH 108 Dover to Rochester (U-Alternative) Complete Street improvements, to improve safety and congestion along corridor.				
		C 2023 M240 - STP - Flexible	6,639			New Project
		C 2024 M240 - STP - Flexible	3,426			New Project
		P 2018 M240 - STP - Flexible	.227			
		P 2020 M240 - STP - Flexible	.362			
		R 2021 M240 - STP - Flexible	.249			
Highway and Bridge			I-Total:			10,903
DUBLIN 15684 [7208] <u>Municipal Bridges</u>	CHARCOAL ROAD	BRIDGE REPLACEMENT OVER CHARCOAL BROOK - 085/103 (SAB) {Red List}				Specific project from Statewide program, Local Administration.
		C 2015 SAB - STATE AID BRIDGE (State FY)	1,018	2015		
		P 2015 SAB - STATE AID BRIDGE (State FY)	.160			
		R 2015 SAB - STATE AID BRIDGE (State FY)	.005			
Highway and Bridge			I-Total:			1,183
DUMMER 15815 [7397] <u>Municipal Bridges</u>	OLD NH 110	BRIDGE REHABILITATION - 042/043 {Red List} [SAB*4216] {State Aid Bridge Program}				Specific project from Statewide program, Local Administration.
		C 2017 SAB - STATE AID BRIDGE (State FY)	1,052	2017		
		P 2017 SAB - STATE AID BRIDGE (State FY)	.148			
Highway and Bridge			I-Total:			1,200
DUMMER - CAMBRIDGE - ERROL 16304 [2766] <u>Individual Projects</u>	NH 16	WIDEN & REHABILITATE FROM ERROL SOUTHERLY 10 MILES				Specific breakout project limits being prioritized.
		C 2016 L250 - STP - RURAL AREAS < 5,000k	3,163	2015		
		C 2017 L250 - STP - RURAL AREAS < 5,000k	2,418	2015		
Highway and Bridge			I-Total:			5,581

Phase: C = Construction P = Preliminary Engineering R = Right of Way

Project Name#/Id	Route/Road:	Location; Scope of Work	I\$(M)	Previous Prog. Yr	Previous Totals	Comments:
DURHAM 16236 [4059] <u>Bridges</u>	US 4	BRIDGE REPLACEMENT & APPROACHES OVER BUNKER CREEK - 145/116. BRIDGE IS 40 ON THE BRIDGE PRIORITY LIST				2013 Bridge Priority #26
		C 2019 L050 - NATIONAL HIGHWAY SYSTEM	5.151	2020		
		P 2015 L050 - NATIONAL HIGHWAY SYSTEM	.057			
		P 2016 L050 - NATIONAL HIGHWAY SYSTEM	.234			
		P 2016 M001 - National Highway Performance Program (NHPP)	.117			
		R 2017 L050 - NATIONAL HIGHWAY SYSTEM	.121			
		R 2018 L050 - NATIONAL HIGHWAY SYSTEM	.250			
Highway and Bridge			I-Total:		5.929	
DURHAM 16254 [3286] <u>Individual Projects</u>	US 4 / NH 108	INTERSECTION IMPROVEMENTS AT THE US 4 RAMP INTERSECTION WITH NH 108.				From Route 4 Safety Study.
		C 2020 L050 - NATIONAL HIGHWAY SYSTEM	.664			Previously Programmed Beyond TYP (Deferred)
		P 2018 L050 - NATIONAL HIGHWAY SYSTEM	.170			
		R 2018 L050 - NATIONAL HIGHWAY SYSTEM	.057			
Highway and Bridge			I-Total:		.891	
DURHAM - NEWMARKET 13080 B [7981] <u>Individual Projects</u>	NH 108	CONSTRUCT 4' BIKE SHOULDERS FROM OYSTER RIVER BR. TO DURHAM / NEWMARKET T/L AND HAMEL BROOK BR. TO SANBORN AVE [98-17TE] (STP & TE PROGRAM) (Parent=13080)				
		C 2015 L200 - STP - AREAS LESS THAN 200,000	3.405	2014		
Highway and Bridge			I-Total:		3.405	
EAST KINGSTON 26942 [11724] <u>Red List Bridges</u>	NH 107A	DECK REPLACEMENT AND REHABILITATION OVER B&M RAILROAD & ROAD - 061/064 (RED LIST BRIDGE)				Bridge Priority #49.
		C 2019 M233 - STP - Off-System Bridge	3.863			New Project
		P 2015 L110 - BRIDGE PROGRAM - OFF SYSTEM	.227			
		P 2016 L110 - BRIDGE PROGRAM - OFF SYSTEM	.176			
Highway and Bridge			I-Total:		4.266	
EATON 15997 [7598] <u>Municipal Bridges</u>	ROBERTS ROAD	BRIDGE REPLACEMENT OVER SNOW BROOK - 078/114 {Red List} [SAB*4216] {State Aid Bridge Program}				Specific project from Statewide program, Local Administration.
		C 2019 SAB - STATE AID BRIDGE (State FY)	.812	2019		
		P 2019 SAB - STATE AID BRIDGE (State FY)	.105			
		R 2019 SAB - STATE AID BRIDGE (State FY)	.006			
Highway and Bridge			I-Total:		.923	

Phase: C = Construction P = Preliminary Engineering R = Right of Way

Project Name#/Id	Route/Road:	Location; Scope of Work		I\$(M)	Previous Prog. Yr	Previous Totals	Comments:
ENFIELD 12967 B [7619] <u>Individual Projects</u>	MAIN STREET	IMPROVEMENTS TO RAIL TRAIL CROSSING (12967 Breakout)					
Highway and Bridge		C 2016 L250 - STP - RURAL AREAS < 5,000k		.692			New Project
				I-Total:			.692
Enfield UVLS [9009] <u>Individual Projects</u>	US 4	Add Shoulders, Improve Horizontal Curves, Remove Clear Zone Obstructions on U.S. Route 4 in Enfield					
Highway and Bridge		C 2024 M240 - STP - Flexible		6.988			New Project
				I-Total:			6.988
Epping RPC11 [99992] <u>Individual Projects</u>	NH 125	Capacity improvements from NH 27 to NH 87					
Highway and Bridge		C 2022 M001 - National Highway Performance Program (NHPP)		9.650			New Project
		P 2020 M001 - National Highway Performance Program (NHPP)		1.208			
		R 2021 M001 - National Highway Performance Program (NHPP)		.623			
				I-Total:			11.481
EPSOM 15766 [7302] <u>Municipal Bridges</u>	ECHO VALLEY FARM ROAD	BRIDGE REPLACEMENT OVER GRIFFIN BROOK - 156/103 {Red List} [SAB*421.6] {State Aid Bridge Program}					Specific project from Statewide program, Local Administration.
Highway and Bridge		C 2016 SAB - STATE AID BRIDGE (State FY)		.421		2016	
		P 2016 SAB - STATE AID BRIDGE (State FY)		.043			
				I-Total:			.463
EXETER 15399 [6899] <u>Municipal Bridges</u>	STRING BRIDGE ROAD	BRIDGE REHABILITATION OVER SQUAMSCOTT RIVER - 102/074 & 103/074					Specific project from Statewide program, Local Administration.
Highway and Bridge		C 2015 SAB - STATE AID BRIDGE (State FY)		.862		2015	
		P 2015 SAB - STATE AID BRIDGE (State FY)		.211			
		R 2015 SAB - STATE AID BRIDGE (State FY)		.001			
				I-Total:			1.073
FARMINGTON 16146 [6778] <u>Red List Bridges</u>	NH 153	REPLACE BRIDGE OVER COCHECO RIVER - 096/140 {Red List}					2013 Bridge Priority #20
Highway and Bridge		C 2016 M233 - STP - Off-System Bridge		3.515		2016	
		R 2015 LICR - BRIDGE PROGRAM - 85% ON/OFF SYSTEM		.227			
				I-Total:			3.742

Phase: C = Construction P = Preliminary Engineering R = Right of Way

Project Name#/Id	Route/Road:	Location; Scope of Work	I\$(M)	Previous Prog. Yr	Previous Totals	Comments:
FRANCESTOWN 15762 [7298] <u>Municipal Bridges</u>	JUNIPER HILL ROAD	BRIDGE REPLACEMENT OVER BRENNAN BROOK - 093/087 {Red List} [SAB*4216] {State Aid Bridge Program}				Specific project from Statewide program, Local Administration.
		C 2016 SAB - STATE AID BRIDGE (State FY)	.527	2015		
		P 2016 SAB - STATE AID BRIDGE (State FY)	.101			
		R 2016 SAB - STATE AID BRIDGE (State FY)	.011			
Highway and Bridge		I-Total:	.639			
FRANCESTOWN 15763 [7299] <u>Municipal Bridges</u>	RUSSELL STATION ROAD	BRIDGE REPLACEMENT OVER RUSSELL - 125/058 {Red List} [SAB*4216] {State Aid Bridge Program}				Specific project from Statewide program, Local Administration.
		C 2015 SAB - STATE AID BRIDGE (State FY)	.702	2015		
		P 2015 SAB - STATE AID BRIDGE (State FY)	.144			
		R 2015 SAB - STATE AID BRIDGE (State FY)	.005			
Highway and Bridge		I-Total:	.851			
FRANCESTOWN 15764 [7300] <u>Municipal Bridges</u>	WOODWARD HILL ROAD	BRIDGE REPLACEMENT OVER BRENNAN BROOK - 121/077 {Red List} [SAB*4216] {State Aid Bridge Program}				Specific project from Statewide program, Local Administration.
		C 2016 SAB - STATE AID BRIDGE (State FY)	.506	2016		
		P 2016 SAB - STATE AID BRIDGE (State FY)	.101			
		R 2016 SAB - STATE AID BRIDGE (State FY)	.005			
Highway and Bridge		I-Total:	.612			
FRANCESTOWN 15765 [7301] <u>Municipal Bridges</u>	SOUTH NEW BOSTON ROAD	BRIDGE REPLACEMENT OVER PISCATAQUOG RIVER - 149/058 [SAB*4216] {State Aid Bridge Program}				Specific project from Statewide program, Local Administration.
		C 2020 SAB - STATE AID BRIDGE (State FY)	1.033	2016		
		P 2020 SAB - STATE AID BRIDGE (State FY)	.169			
		R 2020 SAB - STATE AID BRIDGE (State FY)	.006			
Highway and Bridge		I-Total:	1.208			
FRANCESTOWN 22892 [8406] <u>Municipal Bridges</u>	2nd NH TURNPIKE SOUTH	BRIDGE REPLACEMENT OVER PISCATAQUOG RIVER - 125/077 [SAB*4216] {State Aid Bridge Program}				Specific project from Statewide program, Local Administration.
		C 2015 SAB - STATE AID BRIDGE (State FY)	.929	New Project		
		P 2015 SAB - STATE AID BRIDGE (State FY)	.139			
		R 2015 SAB - STATE AID BRIDGE (State FY)	.010			
Highway and Bridge		I-Total:	1.078			

Phase: C = Construction P = Preliminary Engineering R = Right of Way

Project Name#/Id	Route/Road:	Location; Scope of Work	I\$(M)	Previous Prog. Yr	Previous Totals	Comments:
FRANCONIA 24497 [8600] <u>Red List Bridges</u>	NH 18	BRIDGE SUPERSTRUCTURE REPLACEMENT OVER LAFAYETTE BROOK - 089/099 (RED LIST BRIDGE)				2013 Bridge Priority #83.
		C 2023 L1C0 - BRIDGE PROGRAM - ON/OFF SYSTEM	1.992			New Project
		P 2015 L1C0 - BRIDGE PROGRAM - ON/OFF SYSTEM	.114			
Highway and Bridge		I-Total:	2.105			
FRANCONIA - LITTLETON 16305 [3255] <u>Interstate Maintenance</u>	I-93	PAVEMENT REHABILITATION FROM THE FRANCONIA NOTCH TO NORTH OF EXIT 41 (9 Miles) [4R]				Interstate 4R
		C 2023 L010 - INTERSTATE MAINTENANCE	6.639	2021		
		C 2024 L010 - INTERSTATE MAINTENANCE	6.851	2022		
		P 2018 L010 - INTERSTATE MAINTENANCE	.284			
		P 2020 L010 - INTERSTATE MAINTENANCE	.302			
Highway and Bridge		I-Total:	14.076			
FRANKLIN 13928 A [6047] <u>Individual Projects</u>	US 3	UPGRADE AT INTERSECTION OF INDUSTRIAL PARK DRIVE IN FRANKLIN [Section 1702 - Designated Project; Demo Id NH037 & NH057]				Earmarked funding.
		C 2015 HY20 - HIGH PRIORITY PROJ SEC 1702	.283	2014		
		C 2015 M240 - STP - Flexible	1.744			
		C 2016 HPER - HIGH PRIORITY	.994	2014		
		C 2016 LY20 - HIGH PRIORITY PROJ SEC 1702	1.707	2014		
Highway and Bridge		I-Total:	4.728			
FREEDOM 15987 [7581] <u>Municipal Bridges</u>	OSSIPEE LAKE ROAD	BRIDGE REPLACEMENT - 115/074 [SAB*4216] {State Aid Bridge Program}				Specific project from Statewide program, Local Administration.
		C 2019 SAB - STATE AID BRIDGE (State FY)	.562	2019		
		P 2019 SAB - STATE AID BRIDGE (State FY)	.082			
		R 2019 SAB - STATE AID BRIDGE (State FY)	.006			
Highway and Bridge		I-Total:	.650			
FREMONT 23793 [8526] <u>Municipal Bridges</u>	MARTIN ROAD	BRIDGE REPLACEMENT OVER PISCASSIC RIVER - 155/133 [SAB*4216] {State Aid Bridge Program}				Specific project from Statewide program, Local Administration.
		C 2021 SAB - STATE AID BRIDGE (State FY)	.517			New Project
		P 2021 SAB - STATE AID BRIDGE (State FY)	.118			
		R 2021 SAB - STATE AID BRIDGE (State FY)	.012			
Highway and Bridge		I-Total:	.648			

Phase: C = Construction P = Preliminary Engineering R = Right of Way

Project Name#/Id	Route/Road:	Location; Scope of Work	I\$(M)	Previous Prog. Yr	Previous Totals	Comments:
GILFORD 15890 [7481] <u>Municipal Bridges</u>	BELKNAP MOUNTAIN ROAD	BRIDGE REPAIR / REPLACEMENT - 184/098 {Red List} [SAB*4216] {State Aid Bridge Program}				Specific project from Statewide program, Local Administration.
Highway and Bridge		C 2018 SAB - STATE AID BRIDGE (State FY)	.068	2018		
		I-Total:	.068			
GILFORD 15903 [7494] <u>Red List Bridges</u>	US 3 BYP & NH 11	BRIDGE REHABILITATION / DECK REPLACEMENT OVER NH 11A - 160/053 {Red List}				Bridge Priority List #50.
Highway and Bridge		C 2022 LIC0 - BRIDGE PROGRAM - ON/OFF SYSTEM	2.618	New Project		
		I-Total:	2.618			
GILFORD 21107 [8020] <u>Municipal Bridges</u>	OLD LAKESHORE ROAD	BRIDGE REHABILITATION OVER GUNSTOCK RIVER - 106/099 [SAB*4216] {State Aid Bridge Program}				Specific project from Statewide program, Local Administration.
Highway and Bridge		C 2019 SAB - STATE AID BRIDGE (State FY)	.375	New Project		
		P 2019 SAB - STATE AID BRIDGE (State FY)	.117			
		R 2019 SAB - STATE AID BRIDGE (State FY)	.006			
		I-Total:	.498			
GILMANTON 16232 [7808] <u>Municipal Bridges</u>	STAGE ROAD	BRIDGE REPLACEMENT - 106/041 [SAB*4216] {State Aid Bridge Program}				Specific project from Statewide program, Local Administration.
Highway and Bridge		C 2019 SAB - STATE AID BRIDGE (State FY)	.603	2019		
		P 2019 SAB - STATE AID BRIDGE (State FY)	.146			
		R 2019 SAB - STATE AID BRIDGE (State FY)	.012			
		I-Total:	.761			
GILMANTON 16233 [7809] <u>Municipal Bridges</u>	STAGE ROAD	BRIDGE REPLACEMENT OVER NIGHTHAWK HOLLOW BROOK - 122/041 [SAB*4216] {State Aid Bridge Program}				Specific project from Statewide program, Local Administration.
Highway and Bridge		C 2019 SAB - STATE AID BRIDGE (State FY)	.901	2019		
		P 2019 SAB - STATE AID BRIDGE (State FY)	.164			
		R 2019 SAB - STATE AID BRIDGE (State FY)	.018			
		I-Total:	1.083			

Phase: C = Construction P = Preliminary Engineering R = Right of Way

Project Name#/Id	Route/Road:	Location; Scope of Work	I\$(M)	Previous Prog. Yr	Previous Totals	Comments:
GILMANTON 16234 [7810] <u>Municipal Bridges</u>	CRYSTAL LAKE ROAD	BRIDGE REHAB / REPLACEMENT OVER NELSON BROOK - 174/094 [SAB*4216] {State Aid Bridge Program}				Specific project from Statewide program, Local Administration.
		C 2018 SAB - STATE AID BRIDGE (State FY)	.703	2018		
		P 2018 SAB - STATE AID BRIDGE (State FY)	.136			
		R 2018 SAB - STATE AID BRIDGE (State FY)	.011			
Highway and Bridge			I-Total:		.851	
Hampton CS4 [9022] <u>Individual Projects</u>	NH 1A	Engineering study/ design for Ocean Boulevard Improvements				PE only for Engineering study and Preliminary Design. Construction funding to be determined.
		P 2018 M240 - STP - Flexible	.250		New Project	
Highway and Bridge			I-Total:		.250	
HAMPTON - PORTSMOUTH 26485 [8744] <u>Mandated Federal</u>	HAMPTON BRANCH RAIL CORRIDOR	RAIL CORRIDOR FROM HAMPTON TO PORTSMOUTH APPROXIMATELY 9.7 MILES TO IMPROVE TRAIL SURFACE [13-01CM]				
		C 2015 L400 - CONGESTION MITIGATION & AIR QUALITY IMPROVEMENT	1.022		New Project	
Highway and Bridge			I-Total:		1.022	
Hampton Falls RPC4 [90001] <u>Individual Projects</u>	US 1	Intersection and Capacity Improvements				PE only for Engineering study and Preliminary Design. Construction funding to be determined.
		P 2018 M001 - National Highway Performance Program (NHPP)	.250		New Project	
Highway and Bridge			I-Total:		.250	
HARRISVILLE 16114 [7703] <u>Municipal Bridges</u>	SOUTH ROAD	BRIDGE REPLACEMENT OVER MINNEWAWA BROOK - 061/060 {Red List} [SAB*4216] {State Aid Bridge Program}				Specific project from Statewide program, Local Administration.
		C 2019 SAB - STATE AID BRIDGE (State FY)	.109	2019		
		P 2019 SAB - STATE AID BRIDGE (State FY)	.128			
		R 2019 SAB - STATE AID BRIDGE (State FY)	.002			
Highway and Bridge			I-Total:		.238	

Phase: C = Construction P = Preliminary Engineering R = Right of Way

Project Name#/Id	Route/Road:	Location; Scope of Work	I\$(M)	Previous Prog. Yr	Previous Totals	Comments:
HAVERHILL 14238 [7815] <u>Red List Bridges</u>	MILL STREET	BRIDGE REPLACEMENT OVER ABANDONED RAILROAD - 215/158 {Red List}				2013 Bridge Priority #89
Highway and Bridge		C 2018 L110 - BRIDGE PROGRAM - OFF SYSTEM	1,248	2018		
		I-Total:	1,248			
HINSDALE, NH - BRATTLEBORO, VT 12210 [591] <u>Bridges</u>	NH 119	REPLACE 2 BRIDGES OVER CONNECTICUT RIVER - 041/040 & 042/044, BY CONSTRUCTING A NEW BRIDGE 043/044 JUST DOWNSTREAM [Section 1602 - Designated Project; Demo Id NH018 & NH021] [Parent = 12110#]				2013 Bridge Priority #32 and #33.
Highway and Bridge		C 2021 L1C0 - BRIDGE PROGRAM - ON/OFF SYSTEM	21,256		New Project	
		C 2022 L1C0 - BRIDGE PROGRAM - ON/OFF SYSTEM	13,445		New Project	
		C 2022 Q920 - HIGH PRIORITY PROJ SEC 1602	.991		New Project	
		C 2022 VT - VERMONT'S CONTRIBUTION	8,492		New Project	
		P 2016 Q920 - HIGH PRIORITY PROJ SEC 1602	.347			
		P 2017 Q920 - HIGH PRIORITY PROJ SEC 1602	.605			
		P 2018 Q920 - HIGH PRIORITY PROJ SEC 1602	.250			
		R 2016 Q920 - HIGH PRIORITY PROJ SEC 1602	.297			
		I-Total:	45,681			
HOOKSETT 24862 [8613] <u>Bridges</u>	NH 3A	RECONSTRUCT AND WIDEN FROM COMMERCE ROAD NORTH TO GOONAN ROAD [SAH*4217] {State Aid Highway Program}				Specific project from Statewide program, Local Administration.
Highway and Bridge		C 2016 SAH - STATE AID HIGHWAY (State FY)	.320		New Project	
		C 2017 SAH - STATE AID HIGHWAY (State FY)	.659			
		P 2015 SAH - STATE AID HIGHWAY (State FY)	.186			
		R 2015 SAH - STATE AID HIGHWAY (State FY)	.124			
		I-Total:	1,289			
HOOKSETT SNH17 [9006] <u>Individual Projects</u>	US 3/NH 28	Reconstruction and Widening: Martins Ferry Rd to West Alice St				
Highway and Bridge		C 2023 M001 - National Highway Performance Program (NHPP)	6,639		New Project	
		C 2024 M001 - National Highway Performance Program (NHPP)	6,851		New Project	
		P 2019 M001 - National Highway Performance Program (NHPP)	1,171			
		R 2021 M001 - National Highway Performance Program (NHPP)	2,493			
		I-Total:	17,154			

Phase: C = Construction P = Preliminary Engineering R = Right of Way

Project Name#/Id	Route/Road:	Location; Scope of Work	I\$(M)	Previous Prog. Yr	Previous Totals	Comments:
HUDSON 13353 [2837] <u>Municipal Bridges</u>	MELENDY ROAD	BRIDGE REHABILITATION OVER HADLEY BROOK - 114/083				Specific project from Statewide program, Local Administration.
		C 2016 SAB - STATE AID BRIDGE (State FY)	.085	2014		
		P 2016 SAB - STATE AID BRIDGE (State FY)	.016			
		R 2016 SAB - STATE AID BRIDGE (State FY)	.005			
Highway and Bridge		I-Total:	.107			
HUDSON 13354 [2838] <u>Municipal Bridges</u>	COUNTY ROAD	BRIDGE REHABILITATION AND WIDENING OVER SECOND BROOK - 126/083				Specific project from Statewide program, Local Administration.
		C 2016 SAB - STATE AID BRIDGE (State FY)	.133	2013		
		P 2016 SAB - STATE AID BRIDGE (State FY)	.032			
		R 2016 SAB - STATE AID BRIDGE (State FY)	.005			
Highway and Bridge		I-Total:	.170			
Jackson 27709 [12301] <u>Red List Bridges</u>	NH 32	Bridge replacement, over Ellis River Br # 144/056. (RED LIST)				2013 Bridge Priority 84.
		C 2023 M240 - STP - Flexible	5,311	New Project		
Highway and Bridge		I-Total:	5,311			
JAFFREY 16307 [7442] <u>Individual Projects</u>	US 202	RECONFIGURE 'DOG-LEG' @ INTERSECTION OF NH 124				
		C 2020 L250 - STP - RURAL AREAS < 5,000k	8,239	2022		
		P 2015 L250 - STP - RURAL AREAS < 5,000k	.227			
		P 2017 L250 - STP - RURAL AREAS < 5,000k	.302			
		R 2018 L250 - STP - RURAL AREAS < 5,000k	.312			
Highway and Bridge		I-Total:	9,080			
JEFFERSON 16153 [7728] <u>Red List Bridges</u>	US 2	BRIDGE REHABILITATION OVER ISRAEL RIVER - 046/178 {Red List}				2013 Bridge Priority #54
		C 2021 L1C0 - BRIDGE PROGRAM - ON/OFF SYSTEM	3,116	2021		
Highway and Bridge		I-Total:	3,116			

Phase: C = Construction P = Preliminary Engineering R = Right of Way

Project Name#/Id	Route/Road:	Location; Scope of Work	I\$(M)	Previous Prog. Yr	Previous Totals	Comments:
JEFFERSON - RANDOLPH 13602 B [6036]	US 2	RECONSTRUCTION, SAFETY IMPROVEMENTS & SHOULDER WIDENING FROM NH 115 INTERSECTION EAST APPROX. 2.3 MILES TO JEFFERSON / RANDOLPH T/L (Construction only) {National Corridor Preservation & Border Crossing}				Scope intended to address pavement and specific problem areas.
Individual Projects						
		C 2023 M001 - National Highway Performance Program (NHPP)	5,975			New Project
		C 2024 M001 - National Highway Performance Program (NHPP)	4,796			New Project
		P 2019 M001 - National Highway Performance Program (NHPP)	.644			
		P 2020 M001 - National Highway Performance Program (NHPP)	1,208			
		R 2021 M001 - National Highway Performance Program (NHPP)	.623			
Highway and Bridge			I-Total:			13,246
KEENE 10309 B [1828]	WINCHESTER STREET	RECONSTRUCTION FROM NH 101 ROUNDABOUT NORTH TO PEARL STREET / ISLAND STREET INCLUDING INTERSECTION AT KEY ROAD [MUPCA*450] {Municipal Urban Projects}				Formerly considered with overall Keene-Swanzey project. In lieu of Keene 12230 West Street project. Local Administration and 20% match.
Individual Projects						
		C 2017 L200 - STP - AREAS LESS THAN 200,000	2,830			2017
		C 2018 L200 - STP - AREAS LESS THAN 200,000	2,466			2017
Highway and Bridge			I-Total:			5,296
KEENE 15854 [7429]	ROXBURY STREET	BRIDGE REPLACEMENT OVER BEAVER BROOK - 140/077 {Red List} [SAB*4216] {State Aid Bridge Program}				Specific project from Statewide program, Local Administration.
Municipal Bridges						
		C 2018 SAB - STATE AID BRIDGE (State FY)	.578			2018
		P 2018 SAB - STATE AID BRIDGE (State FY)	.119			
		R 2018 SAB - STATE AID BRIDGE (State FY)	.011			
Highway and Bridge			I-Total:			.709
KEENE 16152 [7727]	NH 9 & NH 10	BRIDGE REHABILITATION - 129/099 {Red List}				2013 Bridge Priority #73
Red List Bridges						
		C 2021 L1C0 - BRIDGE PROGRAM - ON/OFF SYSTEM	2,057			2021
Highway and Bridge			I-Total:			2,057
KEENE - SWANZEY 10309 P [6189]	NH 9/10/12/101	CONSTRUCTION OF MULTI-USE TRAIL BRIDGE OVER NH 12/101, AND MITIGATION SITE (Parent = Keene-Swanzey 10309)				Incremental/interim improvement. Regional Priority.
Individual Projects						
		C 2021 L050 - NATIONAL HIGHWAY SYSTEM	2,200			Previous Ten Yr Plan "Recommended Future Addition"
Highway and Bridge			I-Total:			2,200

Phase: C = Construction P = Preliminary Engineering R = Right of Way

Project Name#/Id	Route/Road:	Location; Scope of Work	I\$(M)	Previous Prog. Yr	Previous Totals	Comments:
LACONIA 16144 [7723] <u>Red List Bridges</u>	US 3	BRIDGE REHABILITATION OVER NH RAILROAD - 131/154 {Red List}				2013 Bridge Priority #61
Highway and Bridge		C 2018 L1C0 - BRIDGE PROGRAM - ON/OFF SYSTEM	1.872	2021		
		I-Total:	1.872			
LACONIA 26706 [11723] <u>Municipal Bridges</u>	ACADEMY STREET	BRIDGE REPLACEMENT OVER DURKEE BROOK - 121/037, STATE AID BRIDGE				Specific project from Statewide program, Local Administration.
Highway and Bridge		C 2020 SAB - STATE AID BRIDGE (State FY)	.676	New Project		
		P 2020 SAB - STATE AID BRIDGE (State FY)	.127			
		R 2020 SAB - STATE AID BRIDGE (State FY)	.012			
		I-Total:	.815			
LANCASTER, NH - GUILDHALL, VT 16155 [3524] <u>Bridges</u>	US 2	BRIDGE REHABILITATION AND PAINTING OVER CONNECTICUT RIVER - 111/129 (ROGER'S RANGER'S BRIDGE)				2013 Bridge Priority #42
Highway and Bridge		C 2019 L1C0 - BRIDGE PROGRAM - ON/OFF SYSTEM	5.853	2020		
		C 2020 L1C0 - BRIDGE PROGRAM - ON/OFF SYSTEM	4.723			
		C 2020 VT - VERMONT'S CONTRIBUTION	1.087	2020		
		P 2017 L1C0 - BRIDGE PROGRAM - ON/OFF SYSTEM	.435			
		P 2017 VT - VERMONT'S CONTRIBUTION	.044			
		R 2018 L1C0 - BRIDGE PROGRAM - ON/OFF SYSTEM	.125			
		R 2018 VT - VERMONT'S CONTRIBUTION	.113			
		I-Total:	12.381			
LEBANON 10034 A [1890] <u>Individual Projects</u>	US 4 (MECHANIC STREET)	RECONSTRUCTION FROM HIGH STREET TO I-89 RAMPS INCLUDING REMOVAL OF CONCRETE UNDERBASE, INSTALLATION OF SIDEWALKS, AND UPGRADE OF STORM DRAINAGE SYSTEM [MUPCA*450] {Municipal Urban Program}				Specific project from Statewide program, Local Administration. Coordinated with Municipal water/sewer project.
Highway and Bridge		C 2016 L200 - STP - AREAS LESS THAN 200,000	2.258	2016		
		I-Total:	2.258			
LEBANON 13951 [1875] <u>Red List Bridges</u>	US 4	BRIDGE REPLACEMENT OVER MASCOMA RIVER - 188/126 NEAR INTERSECTION OF US 4 AND NH 4A {Red List}				2013 Bridge Priority #4. Advance construction payback.
Highway and Bridge		C 2015 L1C0 - BRIDGE PROGRAM - ON/OFF SYSTEM	5.186			
		I-Total:	5.186			

Phase: C = Construction P = Preliminary Engineering R = Right of Way

Project Name#/Id	Route/Road:	Location; Scope of Work	I\$(M)	Previous Prog. Yr	Previous Totals	Comments:
LEBANON 14552 [6101] <u>Municipal Bridges</u>	US 4 & NH 10	BRIDGE REHABILITATION OVER MASCOMA RIVER (SAB) - 120/115				Specific project from Statewide program, Local Administration.
		C 2015 SAB - STATE AID BRIDGE (State FY)	.557	New Project		
		P 2015 SAB - STATE AID BRIDGE (State FY)	.103			
Highway and Bridge		I-Total:	.660			
LEBANON 15880 [1900] <u>Interstate Maintenance</u>	I-89	NB/SB ROADWAY RECONSTRUCTION AND BRIDGE DECK REPLACEMENT/REHABILITATION (7 BRIDGES: 093/109 (Red List), 094/108, 097/112, 098/111, 140/124, 141/123, 099/111) FROM MILE MARKER 54.8 TO MILE MARKER 60.0				2013 Bridge priority #29 & 30. Interstate 4R.
		C 2020 L010 - INTERSTATE MAINTENANCE	7,369	2019		
		C 2020 L1C0 - BRIDGE PROGRAM - ON/OFF SYSTEM	2,416	2019		
		C 2021 L010 - INTERSTATE MAINTENANCE	8,852	2020		
		P 2016 L010 - INTERSTATE MAINTENANCE	.103			
		P 2017 L010 - INTERSTATE MAINTENANCE	.107			
Highway and Bridge		I-Total:	18,846			
LEBANON 24221 [8582] <u>Municipal Bridges</u>	TRUES BROOK RD	BRIDGE REPLACEMENT OVER BLOODS BROOK - 066/059 [SAB*4216] {State Aid Bridge Program}				Specific project from Statewide program, Local Administration.
		C 2022 SAB - STATE AID BRIDGE (State FY)	1,557	New Project		
		P 2022 SAB - STATE AID BRIDGE (State FY)	.238			
		R 2022 SAB - STATE AID BRIDGE (State FY)	.019			
Highway and Bridge		I-Total:	1,814			
LEBANON 24222 [8583] <u>Municipal Bridges</u>	NH 120	BRIDGE REPLACEMENT- PARKING LOT, PED OVER NHRR (ABD) - 121/117 [SAB*4216] {State Aid Bridge Program}				Specific project from Statewide program, Local Administration.
		C 2023 SAB - STATE AID BRIDGE (State FY)	.677	New Project		
		P 2023 SAB - STATE AID BRIDGE (State FY)	.133			
		R 2023 SAB - STATE AID BRIDGE (State FY)	.007			
Highway and Bridge		I-Total:	.817			
LEBANON 25784 [8720] <u>Red List Bridges</u>	I-89	DECK REPLACEMENT AND BRIDGE REHABILITATION ON TWO REDLISTED BRIDGES CARRYING I-89 NB & SB OVER HARDY HILL ROAD. BR #156/117 & #155/117.				2013 Bridge Priority #27 & 28.
		C 2018 L1C0 - BRIDGE PROGRAM - ON/OFF SYSTEM	4,537	New Project		
		P 2015 M231 - STP - Areas with Population Over 5K to 200K	.284			
		R 2015 M231 - STP - Areas with Population Over 5K to 200K	.028			
Highway and Bridge		I-Total:	4,849			

Phase: C = Construction P = Preliminary Engineering R = Right of Way

Project Name#/Id	Route/Road:	Location; Scope of Work	I\$(M)	Previous Prog. Yr	Previous Totals	Comments:
LEBANON 25821 [8721] <u>Red List Bridges</u>	MASCOMA STREET	BRIDGE REHABILITATION AND DECK REPLACEMENT OVER I-89 - 103/116 {REDLIST}				2013 Bridge Priority #57
		C 2021 L1C0 - BRIDGE PROGRAM - ON/OFF SYSTEM	3,117			New Project
		P 2015 M231 - STP - Areas with Population Over 5K to 200K	.227			
		P 2016 M231 - STP - Areas with Population Over 5K to 200K	.234			
		R 2015 M231 - STP - Areas with Population Over 5K to 200K	.028			
Highway and Bridge			I-Total:			3,606
LEBANON UVLS2 [9008] <u>Individual Projects</u>	I-89	Exit 18 Improvements.				
		C 2023 M001 - National Highway Performance Program (NHPP)	3,569			New Project
Highway and Bridge			I-Total:			3,569
LEBANON, NH - HARTFORD, VT 14957 [2753] <u>Red List Bridges</u>	US 4	REPLACE BRIDGE OVER CONNECTICUT RIVER - BR #058/127 {Red List}				2013 Bridge Priority #2. Advance construction payback.
		C 2015 M231 - STP - Areas with Population Over 5K to 200K	1,615			2013
Highway and Bridge			I-Total:			1,615
LEBANON, NH - HARTFORD, VT 16148 [2771] <u>Red List Bridges</u>	I-89	REHABILITATION & WIDENING OF BRIDGES OVER CONNECTICUT RIVER BR # 044/103 & #044/104- RED LIST BRIDGES				2013 Bridge Priorities #36 and #37.
		C 2018 L010 - INTERSTATE MAINTENANCE	12,477			2018
		C 2018 VT - VERMONT'S CONTRIBUTION	5,672			2018
		C 2019 L010 - INTERSTATE MAINTENANCE	12,877			2018
		C 2019 VT - VERMONT'S CONTRIBUTION	5,853			2018
		P 2015 L010 - INTERSTATE MAINTENANCE	.426			
		P 2015 VT - VERMONT'S CONTRIBUTION	.129			
		P 2017 L010 - INTERSTATE MAINTENANCE	.453			
		P 2017 VT - VERMONT'S CONTRIBUTION	.137			
Highway and Bridge			I-Total:			38,024
LINCOLN 15755 [7292] <u>Interstate Maintenance</u>	I-93	PAVEMENT REHABILITATION FROM EXIT 32 TO NORTH 6 MILES & BRIDGE REHABILITATION - 202/100 (Lincoln) {Red List} [4R]				2013 Bridge Priority #40. Interstate 4R. Advance construction payback.
		C 2015 M001 - National Highway Performance Program (NHPP)	4,000			2015
Highway and Bridge			I-Total:			4,000

Phase: C = Construction P = Preliminary Engineering R = Right of Way

Project Name#/Id	Route/Road:	Location; Scope of Work	I\$(M)	Previous Prog. Yr	Previous Totals	Comments:
LOUDON CNH [9002] <u>Individual Projects</u>	NH 106	NH 106 IMPROVEMENTS PHASE I				
		C 2020 M240 - STP - Flexible	1,499			New Project
		C 2021 M240 - STP - Flexible	7,180			New Project
		P 2015 M240 - STP - Flexible	.300			
		P 2017 M240 - STP - Flexible	.400			
		P 2018 M240 - STP - Flexible	.200			
Highway and Bridge			I-Total:			9,579
LYME, NH - THETFORD, VT 14460 [3269] <u>Bridges</u>	EAST THETFORD ROAD	BRIDGE REHABILITATION OVER THE CONNECTICUT RIVER - 053/112				2013 Bridge Priority #71
		C 2022 M232 - STP - Areas with Population 5K and Under	4,267	2017		
		C 2022 NON - OTHER NON PARTICIPATING	.431	2017		
		P 2015 L250 - STP - RURAL AREAS < 5,000k	.204			
		P 2015 NON - OTHER NON PARTICIPATING	.021			
Highway and Bridge			I-Total:			4,923
MANCHESTER 15837 [7415] <u>Municipal Bridges</u>	US 3 (ELM STREET)	BRIDGE REHABILITATION OVER B&MRR - 144/075 [SAB*4216] {State Aid Bridge Program}				Specific project from Statewide program, Local Administration.
		C 2017 SAB - STATE AID BRIDGE (State FY)	2,913	2017		
		P 2017 SAB - STATE AID BRIDGE (State FY)	.357			
		R 2017 SAB - STATE AID BRIDGE (State FY)	.027			
Highway and Bridge			I-Total:			3,297
MANCHESTER 24206 [8577] <u>Municipal Bridges</u>	SALMON ST WB	RAMP BRIDGE REHABILITATION OVER RD, BMRR, MERRIMACK RIVER - 106/072 [SAB*4216] {State Aid Bridge Program}				
		C 2023 SAB - STATE AID BRIDGE (State FY)	.571			New Project
		P 2023 SAB - STATE AID BRIDGE (State FY)	.120			
		R 2023 SAB - STATE AID BRIDGE (State FY)	.007			
Highway and Bridge			I-Total:			.697
MANCHESTER 24212 [8579] <u>Municipal Bridges</u>	SALMON ST EB	RAMP BRIDGE REHABILITATION OVER RD, BMRR, MERRIMACK RIVER - 107/072 [SAB*4216] {State Aid Bridge Program}				Specific project from Statewide program, Local Administration.
		C 2024 SAB - STATE AID BRIDGE (State FY)	.719			New Project
		P 2024 SAB - STATE AID BRIDGE (State FY)	.144			
		R 2024 SAB - STATE AID BRIDGE (State FY)	.007			
Highway and Bridge			I-Total:			.870

Phase: C = Construction P = Preliminary Engineering R = Right of Way

Project Name#/Id	Route/Road:	Location; Scope of Work	I\$(M)	Previous Prog. Yr	Previous Totals	Comments:
MEREDITH 10430 [94] <u>Individual Projects</u>	US 3 / NH 25	ROADWAY AND INTERSECTION IMPROVEMENTS @ US 3/NH 25 INTERSECTION [Section 1702 - Designated Project; Demo Id NH041, NH060, & NH071]				Priority intersection from corridor study.
		C 2017 HY10 - HIGH PRIORITY PROJ SEC 1702	.029	2017		
		C 2017 L200 - STP - AREAS LESS THAN 200,000	4.126	2017		
		C 2017 LY10 - HIGH PRIORITY PROJ SEC 1702	.073	2017		
		C 2017 LY10 - HIGH PRIORITY PROJ SEC 1702	.060	2017		
		C 2017 LY20 - HIGH PRIORITY PROJ SEC 1702	.293	2017		
		C 2017 LZ20 - EQUITY BONUS EX LIMITATION	.417	2017		
		P 2015 L200 - STP - AREAS LESS THAN 200,000	.170			
		P 2016 L200 - STP - AREAS LESS THAN 200,000	.176			
		P 2017 L200 - STP - AREAS LESS THAN 200,000	.060			
		R 2015 LY20 - HIGH PRIORITY PROJ SEC 1702	<u>1.000</u>			
Highway and Bridge			I-Total:		6.403	
MEREDITH 24597 [8587] <u>Red List Bridges</u>	MEREDITH CENTER ROAD	DECK REPLACEMENT & BRIDGE REHABILITATION OVER WICKWAS POND OUTLET - 131/105 {Red List Bridge}				2013 Bridge Priority #95
		C 2024 L110 - BRIDGE PROGRAM - OFF SYSTEM	1.096	New Project		
		P 2015 L110 - BRIDGE PROGRAM - OFF SYSTEM	.114			
		P 2016 L110 - BRIDGE PROGRAM - OFF SYSTEM	<u>.234</u>			
Highway and Bridge			I-Total:		1.444	
MERRIMACK 10136 D [8001] <u>Individual Projects</u>	NH 101A	CONSTRUCT 3rd EB LANE FROM BOSTON POST ROAD TO CONTINENTAL BLVD AND IMPLEMENT TRAFFIC CALMING AT CRAFTSMAN LANE AND BOSTON POST ROAD				
		C 2024 L050 - NATIONAL HIGHWAY SYSTEM	5.618	New Project		
		P 2024 M001 - National Highway Performance Program (NHPP)	1.370			
		R 2024 L050 - NATIONAL HIGHWAY SYSTEM	<u>1.370</u>			
Highway and Bridge			I-Total:		8.358	
MERRIMACK 13923 [3804] <u>Municipal Bridges</u>	MCGAW BRIDGE ROAD	BRIDGE REPLACEMENT OVER BABOOSIC BROOK - 116/137 {Red List}				Specific project from Statewide program. Local Administration.
		C 2017 SAB - STATE AID BRIDGE (State FY)	.434	New Project		
		P 2016 SAB - STATE AID BRIDGE (State FY)	.064			
		R 2016 SAB - STATE AID BRIDGE (State FY)	<u>.005</u>			
Highway and Bridge			I-Total:		.503	

Phase: C = Construction P = Preliminary Engineering R = Right of Way

Project Name#/Id	Route/Road:	Location; Scope of Work	I\$(M)	Previous Prog. Yr	Previous Totals	Comments:
METRO PLANNING MPO1 [667]	PLANNING & RESEARCH	MANCHESTER METROPOLITAN PLANNING ORGANIZATION, ANTICIPATED FUNDS FOR UNIFIED PLANNING WORK PROGRAMS				Annual required program. Reflects anticipated federal revenues.
<u>Mandated Federal</u>						
		P 2015 M450 - Metropolitan Planning Program	.638			
		P 2016 M450 - Metropolitan Planning Program	.638			
		P 2017 M450 - Metropolitan Planning Program	.638			
		P 2018 M450 - Metropolitan Planning Program	.638			
		P 2019 M450 - Metropolitan Planning Program	.638			
		P 2020 M450 - Metropolitan Planning Program	.638			
		P 2021 M450 - Metropolitan Planning Program	.638			
		P 2022 M450 - Metropolitan Planning Program	.638			
		P 2023 M450 - Metropolitan Planning Program	.638			
		P 2024 M450 - Metropolitan Planning Program	.638			
Highway and Bridge			I-Total:		6.378	
METRO PLANNING MPO2 [809]	PLANNING & RESEARCH	NASHUA METROPOLITAN PLANNING ORGANIZATION, ANTICIPATED FUNDS FOR UNIFIED PLANNING WORK PROGRAMS				Annual required program. Reflects anticipated federal revenues.
<u>Mandated Federal</u>						
		P 2015 M450 - Metropolitan Planning Program	.539			
		P 2016 M450 - Metropolitan Planning Program	.539			
		P 2017 M450 - Metropolitan Planning Program	.539			
		P 2018 M450 - Metropolitan Planning Program	.539			
		P 2019 M450 - Metropolitan Planning Program	.539			
		P 2020 M450 - Metropolitan Planning Program	.539			
		P 2021 M450 - Metropolitan Planning Program	.539			
		P 2022 M450 - Metropolitan Planning Program	.539			
		P 2023 M450 - Metropolitan Planning Program	.539			
		P 2024 M450 - Metropolitan Planning Program	.539			
Highway and Bridge			I-Total:		5.389	

Phase: C = Construction P = Preliminary Engineering R = Right of Way

Project Name#/Id	Route/Road:	Location; Scope of Work	I\$(M)	Previous Prog. Yr	Previous Totals	Comments:
METRO PLANNING MPO3 [811]	PLANNING & RESEARCH	STRAFFORD METROPOLITAN PLANNING ORGANIZATION, ANTICIPATED FUNDS FOR UNIFIED PLANNING WORK PROGRAMS				Annual required program. Reflects anticipated federal revenues.
<u>Mandated Federal</u>						
		P 2015 M450 - Metropolitan Planning Program	.382			
		P 2016 M450 - Metropolitan Planning Program	.382			
		P 2017 M450 - Metropolitan Planning Program	.382			
		P 2018 M450 - Metropolitan Planning Program	.382			
		P 2019 M450 - Metropolitan Planning Program	.382			
		P 2020 M450 - Metropolitan Planning Program	.382			
		P 2021 M450 - Metropolitan Planning Program	.382			
		P 2022 M450 - Metropolitan Planning Program	.382			
		P 2023 M450 - Metropolitan Planning Program	.382			
		P 2024 M450 - Metropolitan Planning Program	.382			
Highway and Bridge			I-Total:	3,825		
METRO PLANNING MPO4 [810]	PLANNING & RESEARCH	ROCKINGHAM METROPOLITAN PLANNING ORGANIZATION, ANTICIPATED FUNDS FOR UNIFIED PLANNING WORK PROGRAMS				Annual required program. Reflects anticipated federal revenues.
<u>Mandated Federal</u>						
		P 2015 M450 - Metropolitan Planning Program	.429			
		P 2016 M450 - Metropolitan Planning Program	.429			
		P 2017 M450 - Metropolitan Planning Program	.429			
		P 2018 M450 - Metropolitan Planning Program	.429			
		P 2019 M450 - Metropolitan Planning Program	.429			
		P 2020 M450 - Metropolitan Planning Program	.429			
		P 2021 M450 - Metropolitan Planning Program	.429			
		P 2022 M450 - Metropolitan Planning Program	.429			
		P 2023 M450 - Metropolitan Planning Program	.429			
		P 2024 M450 - Metropolitan Planning Program	.429			
Highway and Bridge			I-Total:	4,286		
MILFORD 13692 B [8621]	NH 101	SAFETY IMPROVEMENTS FROM WILTON ROAD TO NH101 AND ELM STREET INTERSECTION				Prioritized improvements from corridor project
<u>Individual Projects</u>						
		C 2015 M001 - National Highway Performance Program (NHPP)	1,648			New Project
		C 2016 M001 - National Highway Performance Program (NHPP)	1,757			
Highway and Bridge			I-Total:	3,405		

Phase: C = Construction P = Preliminary Engineering R = Right of Way

Project Name#/Id	Route/Road:	Location; Scope of Work	I\$(M)	Previous Prog. Yr	Previous Totals	Comments:
MILFORD 22372 [8352] <u>Municipal Bridges</u>	JENNISON ROAD	BRIDGE REHABILITATION OVER HARTSHORN BROOK - 099/150 [SAB*4216] (State Aid Bridge Program)				
Highway and Bridge		C 2016 SAB - STATE AID BRIDGE (State FY)	.170			New Project
		I-Total:	.170			
NASHUA 10136 A [3593] <u>Individual Projects</u>	NH 101A	WIDENING AND IMPROVEMENTS, PHASE I, FROM SUNAPEE ST TO BLACKSTON DR.(INCLUDES PE AND ROW FROM SOMERSET PARKWAY TO CELINA AVE) (Milford to Nashua 10136)				
Highway and Bridge		C 2020 M001 - National Highway Performance Program (NHPP)	4.200	2020		
		P 2017 L050 - NATIONAL HIGHWAY SYSTEM	1.500			
		R 2018 L050 - NATIONAL HIGHWAY SYSTEM	2.700			
		I-Total:	8.400			
NASHUA 10136 B [8008] <u>Individual Projects</u>	NH 101A	WIDENING AND IMPROVEMENTS, PHASE II, FROM SOMERSET PARKWAY TO SUNAPEE ST AND BLACKSTONE DR TO CELINA AVE				
Highway and Bridge		C 2022 L050 - NATIONAL HIGHWAY SYSTEM	4.889			New Project
		P 2019 M001 - National Highway Performance Program (NHPP)	1.756			
		R 2021 M001 - National Highway Performance Program (NHPP)	3.740			
		I-Total:	10.385			
NASHUA 13117 [2344] <u>Mandated Federal</u>	FEE TPK	CONSTRUCT PARK AND RIDE AND ACCESSORY FACILITIES AT UP TO TWO NASHUA LOCATIONS (CMAQ Program) [98-13CM]				Specific project from Statewide program. ROW funds programmed previously. Local Administration.
Highway and Bridge		C 2019 L400 - CONGESTION MITIGATION & AIR QUALITY IMPROVEMENT	2.868	2014		
		R 2017 L400 - CONGESTION MITIGATION & AIR QUALITY IMPROVEMENT	2.587			
		I-Total:	5.455			
NASHUA 16314 [3536] <u>Individual Projects</u>	EAST HOLLIS STREET	RECONSTRUCTION OF EAST HOLLIS STREET FROM MAIN STREET TO HUDSON TOWN LINE TO IMPROVE CAPACITY				Local Administration, NHDOT Match. City Urban Compact project.
Highway and Bridge		C 2015 L200 - STP - AREAS LESS THAN 200,000	1.966	2022		
		I-Total:	1.966			

Phase: C = Construction P = Preliminary Engineering R = Right of Way

Project Name#/Id	Route/Road:	Location; Scope of Work	I\$(M)	Previous Prog. Yr	Previous Totals	Comments:
NEW BOSTON 15505 [6988] <u>Municipal Bridges</u>	TUCKER MILL ROAD	BRIDGE REPLACEMENT OVER MID BRANCH PISCATAQUOG RIVER - 087/150				Specific project from Statewide program, Local Administration.
		C 2023 SAB - STATE AID BRIDGE (State FY)	.651		New Project	
		P 2023 SAB - STATE AID BRIDGE (State FY)	.106			
		R 2023 SAB - STATE AID BRIDGE (State FY)	.007			
Highway and Bridge			I-Total:			.763
New Castle CS3 [9021] <u>Individual Projects</u>	NH 1B	Feasibility study for causeway improvements				GACIT addition
		P 2018 M240 - STP - Flexible	.100		New Project	
Highway and Bridge			I-Total:			.100
NEW CASTLE - RYE 16127 [5558] <u>Red List Bridges</u>	NH 1B	REHABILITATE SINGLE LEAF BASCULE MOVEABLE BRIDGE OVER LITTLE HARBOR - 066/071 {Red List}				2013 Bridge Priority #17
		C 2017 L1C0 - BRIDGE PROGRAM - ON/OFF SYSTEM	9.342	2015		
		C 2018 L1C0 - BRIDGE PROGRAM - ON/OFF SYSTEM	10.776	2016		
		P 2015 L1C0 - BRIDGE PROGRAM - ON/OFF SYSTEM	.516			
		P 2015 L200 - STP - AREAS LESS THAN 200,000	.052			
Highway and Bridge			I-Total:			20.686
NEW IPSWICH 14465 [2757] <u>Red List Bridges</u>	NH 123 / 124	REPLACE BRIDGE OVER SOUHEGAN RIVER - 157/093 {Red List}				2013 Bridge Priority #5. Advance construction payback.
		C 2015 M240 - STP - Flexible	1.032		New Project	
Highway and Bridge			I-Total:			1.032
NEWPORT 14969 [6683] <u>Municipal Bridges</u>	PARADISE ROAD	BRIDGE REPLACEMENT OVER SUGAR RIVER - 177/117				Specific project from Statewide program. Local Administration.
		C 2015 SAB - STATE AID BRIDGE (State FY)	.578		New Project	
		P 2015 SAB - STATE AID BRIDGE (State FY)	.103			
		R 2015 SAB - STATE AID BRIDGE (State FY)	.005			
Highway and Bridge			I-Total:			.686

Phase: C = Construction P = Preliminary Engineering R = Right of Way

Project Name#/Id	Route/Road:	Location; Scope of Work	I\$(M)	Previous Prog. Yr	Previous Totals	Comments:
NEWPORT 20006 [7818] <u>Municipal Bridges</u>	SAND HILL ROAD	BRIDGE REHABILITATION - 154/129 [SAB*4216] {State Aid Bridge Program}				Specific project from Statewide program, Local Administration.
		C 2019 SAB - STATE AID BRIDGE (State FY)	.094	2019		
		P 2019 SAB - STATE AID BRIDGE (State FY)	.021			
		R 2019 SAB - STATE AID BRIDGE (State FY)	.002			
Highway and Bridge		I-Total:	.117			
Newton CS2 [9020] <u>Individual Projects</u>	NH 108	Intersection improvements at NH 108 and Amesbury Rd				GACIT addition
		C 2022 M240 - STP - Flexible	.750	New Project		
		P 2019 M240 - STP - Flexible	.100			
Highway and Bridge		I-Total:	.850			
NORTH HAMPTON 24457 [8601] <u>Red List Bridges</u>	US 1	REPLACE BRIDGE OVER BOSTON & MAINE RAILROAD - 148/132 {Red List Bridge}				2013 Bridge Priority #46
		C 2021 L1C0 - BRIDGE PROGRAM - ON/OFF SYSTEM	3,740	New Project		
		P 2018 L1C0 - BRIDGE PROGRAM - ON/OFF SYSTEM	.250			
		R 2018 L1C0 - BRIDGE PROGRAM - ON/OFF SYSTEM	.125			
Highway and Bridge		I-Total:	4.114			
NORTHFIELD - TILTON 16147 [7357] <u>Red List Bridges</u>	I-93	REHABILITATE BRIDGES OVER WINNIPESAUKEE RIVER AND RAILROAD DECK REPLACEMENT - 117/157 & 118/158 (Red List Bridges)				2013 Bridge Priority #38 & 39
		C 2019 M240 - STP - Flexible	5,560	2017		
		C 2020 L1C0 - BRIDGE PROGRAM - ON/OFF SYSTEM	5,738	2016		
Highway and Bridge		I-Total:	11,298			
NORTHUMBERLAND 14234 [5630] <u>Municipal Bridges</u>	BROOKLYN STREET	BRIDGE REPLACEMENT OVER ROARING BROOK - 108/114				Specific project from Statewide program, Local Administration.
		C 2024 SAB - STATE AID BRIDGE (State FY)	1,842	2014		
		R 2024 SAB - STATE AID BRIDGE (State FY)	.006			
Highway and Bridge		I-Total:	1.848			

Phase: C = Construction P = Preliminary Engineering R = Right of Way

Project Name#/Id	Route/Road:	Location; Scope of Work	I\$(M)	Previous Prog. Yr	Previous Totals	Comments:
NOTTINGHAM 15720 [7258]	DEERFIELD ROAD	BRIDGE REPLACEMENT OVER BACK CREEK - 102/085 (NEW)				Specific project from Statewide program, Local Administration. Advanced Constructed in SFY 2009.
<u>Municipal Bridges</u>						
		C 2016 SAB - STATE AID BRIDGE (State FY)	.214	2016		
Highway and Bridge			I-Total:		.214	
OSSIPEE 10431 [95]	NH 16	PAVEMENT REHABILITATION & INTERSECTION IMPROVEMENTS FROM @ NH 28				
<u>Individual Projects</u>						
		C 2017 L050 - NATIONAL HIGHWAY SYSTEM	3,297	2017		
Highway and Bridge			I-Total:		3,297	
OSSIPEE 13910 [1888]	NH 16, NH 25, NH 41	INTERSECTION IMPROVEMENTS IN WEST OSSIPEE AT THE INTERSECTION OF NH 16 AND NH 25				
<u>Individual Projects</u>						
		C 2019 L050 - NATIONAL HIGHWAY SYSTEM	1,590	2019		
Highway and Bridge			I-Total:		1,590	
OSSIPEE 14749 [2762]	NH 16 / NH 25	REPLACE THREE RED LIST BRIDGES 137/299, 137/297, & 152/268 & RESURFACE APPROX 3.2 MILES				2013 Bridge Priorities #21, #22, and #23 Scope intent to address bridges and pavement condition only.
<u>Red List Bridges</u>						
		C 2017 M001 - National Highway Performance Program (NHPP)	5,496	2017		
		C 2018 M001 - National Highway Performance Program (NHPP)	4,537	2018		
		P 2015 M001 - National Highway Performance Program (NHPP)	.250			
		R 2015 M001 - National Highway Performance Program (NHPP)	.188			
Highway and Bridge			I-Total:		10,470	
PELHAM 16145 [7436]	MAIN STREET	BRIDGE REPLACEMENT OVER BEAVER BROOK - 110/090 & 111/090 (Both Red List)				2013 Bridge Priority #18 & 100
<u>Red List Bridges</u>						
		C 2017 L1C0 - BRIDGE PROGRAM - ON/OFF SYSTEM	2,200	2017		
Highway and Bridge			I-Total:		2,200	

Phase: C = Construction P = Preliminary Engineering R = Right of Way

Project Name#/Id	Route/Road:	Location; Scope of Work	I\$(M)	Previous Prog. Yr	Previous Totals	Comments:
PELHAM 26762 [11718] <u>Municipal Bridges</u>	WILLOW STREET	BRIDGE REPLACEMENT OVER BEAVER BROOK - 105/069, STATE AID BRIDGE (SAB)				Specific project from Statewide program. Local Administration.
		C 2022 SAB - STATE AID BRIDGE (State FY)	.965		New Project	
		P 2022 SAB - STATE AID BRIDGE (State FY)	.154			
		R 2022 SAB - STATE AID BRIDGE (State FY)	.006			
Highway and Bridge		I-Total:	1.126			
PEMBROKE 14477 A [6049] <u>Individual Projects</u>	US 3 / PEMBROKE HILL RD	INTERSECTION IMPROVEMENT PROJECT [Section 1702 - Designated Project; Demo Id NH042 & NH061]				Earmarked funding.
		C 2015 HY20 - HIGH PRIORITY PROJ SEC 1702	.162		New Project	
		C 2015 LY20 - HIGH PRIORITY PROJ SEC 1702	1.447		New Project	
		C 2015 M240 - STP - Flexible	.789		New Project	
Highway and Bridge		I-Total:	2.399			
PETERBOROUGH 14772 A [6501] <u>Individual Projects</u>	US 202	RECONSTRUCT 1000' AT MAIN STREET INTERSECTION. ALSO RECONSTRUCT GRANITE BLOCK WALL ALONG US 202 THAT CONNECTS TO MAIN STREET BRIDGE ABUTMENT (Town-Owned)				Specific project from overall project (id #2760) Local Administration
		C 2016 L200 - STP - AREAS LESS THAN 200,000	1.065	2016		
		C 2016 L200 - STP - AREAS LESS THAN 200,000	1.065	2016		
Highway and Bridge		I-Total:	2.130			
PETERBOROUGH 15879 [6779] <u>Red List Bridges</u>	US 202 / NH 101	REPLACE BRIDGE OVER CONTOOCOOK RIVER - 087/077 {Red List}				2013 Bridge Priority #47
		C 2019 L1C0 - BRIDGE PROGRAM - ON/OFF SYSTEM	4.682	2018		
Highway and Bridge		I-Total:	4.682			
PETERBOROUGH 24500 [8604] <u>Red List Bridges</u>	NH 136	BRIDGE REPLACEMENT - 110/115 {Redlist Bridge}				2013 Bridge Priority #56
		C 2020 M240 - STP - Flexible	1.329		New Project	
Highway and Bridge		I-Total:	1.329			
PIERMONT 16193 [7779] <u>Municipal Bridges</u>	BARTON ROAD	BRIDGE REPAIR / REPLACEMENT OVER EASTMAN BROOK - 092/103 {Red List} [SAB*4216] {State Aid Bridge Program}				Specific project from Statewide program. Local Administration.
		C 2018 SAB - STATE AID BRIDGE (State FY)	.342	2018		
		R 2018 SAB - STATE AID BRIDGE (State FY)	.006			
Highway and Bridge		I-Total:	.348			

Phase: C = Construction P = Preliminary Engineering R = Right of Way

Project Name#/Id	Route/Road:	Location; Scope of Work	I\$(M)	Previous Prog. Yr	Previous Totals	Comments:
PLAISTOW 10044 G [6371]	NH 125	RECONSTRUCT EAST RD TO OLD RD (Parent = Plaistow-Kingston 10044B)				Specific project breakout project from Plaistow-Kingston project.
Individual Projects						
		C 2016 M001 - National Highway Performance Program (NHPP)	7,301	2014		
		C 2016 NON - OTHER NON PARTICIPATING	.213	2015		
Highway and Bridge			I-Total: 7,514			
PLAISTOW 20163 [7880]	RAIL	EXTEND MBTA COMMUTER RAIL SERVICE FROM HAVERHILL, MA. TO PLAISTOW. CONSTRUCT PLATFORM & ENCLOSED WAITING AREA. ACQUIRE EASEMENT FOR CONSTRUCTION OF RAIL SIDING. ACQUIRE LAND FOR LOCOMOTIVE LAYOVER FACILITY. OPERATE 10 TRAILS ROUND TRIPS [10-17CM]				
Mandated Federal						
Rail		R 2015 L40R - CONGESTION MITIGATION AND AIR QUALITY IMPROVEME	2,140			
			I-Total: 2,140			
PLAISTOW 23117 [8557]	WESTVILLE ROAD	BRIDGE REPLACEMENT OVER LITTLE RIVER - 122/072 [SAB*4216] {State Aid Bridge Program}				Specific project from Statewide program. Local Administration.
Municipal Bridges						
Highway and Bridge		C 2018 SAB - STATE AID BRIDGE (State FY)	.885		New Project	
		P 2018 SAB - STATE AID BRIDGE (State FY)	.125			
		R 2018 SAB - STATE AID BRIDGE (State FY)	.011			
			I-Total: 1.021			
PLAISTOW - KINGSTON 10044 E [3898]	NH 125	RECONSTRUCT FROM 1/4 MI SOUTH OF PLAISTOW / KINGSTON T/L NORTHERLY APPROX 1.8 MI INCLUDING EXTENSION OF KINGSTON RD. (PE & ROW FUNDING INCLUDED UNDER PLAISTOW-KINGSTON 10044B) (PARENT=KINGSTON 10044B)				Specific project breakout project from Plaistow-Kingston project.
Individual Projects						
		C 2022 M001 - National Highway Performance Program (NHPP)	10,293		New Project	
		C 2023 M001 - National Highway Performance Program (NHPP)	8,631		New Project	
		P 2017 M001 - National Highway Performance Program (NHPP)	3,847			
		P 2018 M001 - National Highway Performance Program (NHPP)	3,403			
		R 2018 M001 - National Highway Performance Program (NHPP)	1,134			
Highway and Bridge			I-Total: 27,308			
PORTSMOUTH 13455 D [7434]	US 1 BYPASS	REPLACE BRIDGES (205/116) WOODBURY AVENUE AND (211/114) STARK STREET OVER US 1 BYPASS (Both Red List) (Pe & Row in Parent 13455)				2013 Bridge Priority #14 & 67. Breakout from 13455.
Red List Bridges						
Highway and Bridge		C 2020 L200 - STP - AREAS LESS THAN 200,000	8,371	2022		
			I-Total: 8,371			

Phase: C = Construction P = Preliminary Engineering R = Right of Way

Project Name/Id	Route/Road:	Location; Scope of Work	I\$(M)	Previous Prog. Yr	Previous Totals	Comments:
Portsmouth 27690 [12298] <u>Red List Bridges</u>	US 1 Bypass	Culvert replacement, over Hodgson Brook Br # 192/106. (Red List)				Bridge Priority List #53
Highway and Bridge		C 2024 M240 - STP - Flexible	<u>2,740</u>			New Project
			I-Total:			2,740
PORTSMOUTH RPC30 [1893] <u>Individual Projects</u>	US 1	Capacity improvements from Constitution to Wilson and Ocean to White Cedar				
Highway and Bridge		C 2022 L200 - STP - AREAS LESS THAN 200,000	5,597			New Project
		P 2019 L200 - STP - AREAS LESS THAN 200,000	1,171			
		R 2020 L230 - STP - URBANIZED AREAS OVER 200,000	<u>1,812</u>			
			I-Total:			8,579
PORTSMOUTH, NH - KITTERY, ME 15731 [5559] <u>Red List Bridges</u>	US 1 BYPASS	BRIDGE REPLACEMENT & PAINT OVER PISCATAQUA RIVER - 251/108 (Sarah Mildred Long Bridge) (Red List) (Garvee Bonded) [15731D = Debt Service & 15731 = Const]				2013 Bridge Priority #1. Project funding shared with Maine. NH share funded with GARVEE Bonds (\$77 M). Total Construction approx. \$150M (debt service is programmed).
Highway and Bridge		C 2015 GARV - GARVEE BONDED PROJECTS	29,000			2014
		C 2015 ME - MAINE'S CONTRIBUTION	24,000			2014
		C 2016 GARV - GARVEE BONDED PROJECTS	24,500			2015
		C 2016 ME - MAINE'S CONTRIBUTION	24,500			2015
		C 2017 GARV - GARVEE BONDED PROJECTS	24,000			2016
		C 2017 ME - MAINE'S CONTRIBUTION	24,000			2016
		R 2015 LIC0 - BRIDGE PROGRAM - ON/OFF SYSTEM	.200			
		R 2015 NON - OTHER NON PARTICIPATING	<u>.200</u>			
			I-Total:			150,400

Phase: C = Construction P = Preliminary Engineering R = Right of Way

Project Name#/Id	Route/Road:	Location; Scope of Work	I\$(M)	Previous Prog. Yr	Previous Totals	Comments:
PORTSMOUTH, NH - KITTERY, ME 15731 D [9025]	US 1 BYPASS	BRIDGE REPLACEMENT & PAINT OVER PISCATAQUA RIVER - 251/108 (Sarah Mildred Long Bridge) (Red List) (Garvee Bonded) [15731D = Debt Service & 15731 = Const]				GARVEE Bond debt service. Debt Service portion associated with specific construction project.
Red List Bridges						
		C 2015 L1C0 - BRIDGE PROGRAM - ON/OFF SYSTEM	8,000			
		C 2016 L1C0 - BRIDGE PROGRAM - ON/OFF SYSTEM	8,000			
		C 2017 L1C0 - BRIDGE PROGRAM - ON/OFF SYSTEM	8,000			
		C 2018 L1C0 - BRIDGE PROGRAM - ON/OFF SYSTEM	10,000			
		C 2019 L1C0 - BRIDGE PROGRAM - ON/OFF SYSTEM	10,000			
		C 2020 L1C0 - BRIDGE PROGRAM - ON/OFF SYSTEM	10,000			
		C 2021 L1C0 - BRIDGE PROGRAM - ON/OFF SYSTEM	10,000			
		C 2022 L1C0 - BRIDGE PROGRAM - ON/OFF SYSTEM	10,000			
		C 2023 L1C0 - BRIDGE PROGRAM - ON/OFF SYSTEM	10,000			
		C 2024 L1C0 - BRIDGE PROGRAM - ON/OFF SYSTEM	10,000			
Highway and Bridge			I-Total:		94,000	
PORTSMOUTH, NH - KITTERY, ME 16189 [7778]	I-95	REHABILITATION OF BRIDGE OVER PISCATAQUA RIVER - 258/128				2013 Bridge Priority #24. Specific project from Statewide program
Bridges						
		C 2018 ME - MAINE'S CONTRIBUTION	4,083	2017		
Highway and Bridge			I-Total:		4,083	
RINDGE 22652 [8373]	WELLINGTON ROAD	BRIDGE REPLACEMENT OVER CONVERSEVILLE BROOK - 154/069 [SAB*4216] {State Aid Bridge Program}				Specific project from Statewide program. Local Administration.
Municipal Bridges						
		C 2020 SAB - STATE AID BRIDGE (State FY)	.743	New Project		
		P 2020 SAB - STATE AID BRIDGE (State FY)	.127			
		R 2020 SAB - STATE AID BRIDGE (State FY)	.012			
Highway and Bridge			I-Total:		.882	
ROCHESTER 14350 [2750]	NH 202A (WALNUT STREET)	INTERSECTION IMPROVEMENTS TO IMPROVE SAFETY THROUGH STRAFFORD SQUARE, NORTH MAIN, & WASHINGTON STREETS				Specific project from Statewide program. Local Administration.
Individual Projects						
		C 2015 H280 - STP - HAZARD ELIMINATION PROGRAM	.722	2015		
Highway and Bridge			I-Total:		.722	

Phase: C = Construction P = Preliminary Engineering R = Right of Way

Project Name#/Id	Route/Road:	Location; Scope of Work	I\$(M)	Previous Prog. Yr	Previous Totals	Comments:
ROXBURY - SULLIVAN 10439 [102]	NH 9	RECONSTRUCT SHOULDERS & WIDEN FROM EAST SULLIVAN, SOUTH 2.04 MI, INCLUDING BRIDGE REPLACEMENT - 093/061 (Red List)				2013 Bridge Priority #62. Scope intent to address bridge, pavement and safety improvement on existing alignment.
Red List Bridges						
		C 2017 M001 - National Highway Performance Program (NHPP)	6,045	2017		
		P 2015 L050 - NATIONAL HIGHWAY SYSTEM	.227			
		P 2016 L050 - NATIONAL HIGHWAY SYSTEM	.176			
		P 2017 L050 - NATIONAL HIGHWAY SYSTEM	.060			
		R 2015 M001 - National Highway Performance Program (NHPP)	.284			
Highway and Bridge			I-Total:		6.792	
RUMNEY 27162 [11743]	BUFFALO ROAD	BRIDGE REPLACEMENT OVER BROOK - 093/082 [SAB*4216] {State Aid Bridge Program}				Specific project from Statewide program. Local Administration.
Municipal Bridges						
		C 2022 SAB - STATE AID BRIDGE (State FY)	.470	New Project		
		P 2022 SAB - STATE AID BRIDGE (State FY)	.103			
		R 2022 SAB - STATE AID BRIDGE (State FY)	.006			
Highway and Bridge			I-Total:		.579	
SALEM 12334 [630]	NH 28	RECONSTRUCT INTERSECTION, MAIN STREET @ DEPOT STREET, INCLUDING SIGNALS, LEFT TURN LANES & APPROACHES [MUPCA*450] {Municipal Urban Program}				Specific project from Statewide program. Local Administration.
Individual Projects						
		C 2019 L230 - STP - URBANIZED AREAS OVER 200,000	2,927	2019		
		P 2015 L230 - STP - URBANIZED AREAS OVER 200,000	.013			
		R 2015 L230 - STP - URBANIZED AREAS OVER 200,000	.150			
		R 2015 L230 - STP - URBANIZED AREAS OVER 200,000	.250			
Highway and Bridge			I-Total:		3.339	
SALEM 14430 A [6114]		TRANSIT SERVICE FOR EMPLOYEES IN THE REGION CONNECTING SALEM TO OTHER COMMUNITIES WITH THE GOAL OF FIXED ROUTE TRANSIT (CMAQ Program) [Part of 04-20CM]				Local Administration
Transit						
		P 2015 L400 - CONGESTION MITIGATION & AIR QUALITY IMPROVEMENT	.316			
		P 2016 L400 - CONGESTION MITIGATION & AIR QUALITY IMPROVEMENT	.163			
Transit			I-Total:		.479	
SALEM 15592 [7089]	CLUFFS CROSSING	REPAIR / REPLACEMENT OF BRIDGE OVER POLICY BROOK - 094/060 {Red List}				Specific project from Statewide program, Local Administration.
Municipal Bridges						
		C 2015 SAB - STATE AID BRIDGE (State FY)	.741	2015		
		R 2015 SAB - STATE AID BRIDGE (State FY)	.010			
Highway and Bridge			I-Total:		.751	

Phase: C = Construction P = Preliminary Engineering R = Right of Way

Project Name#/Id	Route/Road:	Location; Scope of Work	I\$(M)	Previous Prog. Yr	Previous Totals	Comments:
SALEM 15596 [7095] <u>Municipal Bridges</u>	PELHAM ROAD	BRIDGE REPLACEMENT OVER PORCUPINE BROOK - 058/074 (NEW)				Specific project from Statewide program, Local Administration.
		C 2015 SAB - STATE AID BRIDGE (State FY)	.483	2015		
		P 2015 SAB - STATE AID BRIDGE (State FY)	.068			
Highway and Bridge		I-Total:	.552			
SALEM 15772 [7308] <u>Municipal Bridges</u>	NORTH MAIN STREET	BRIDGE REPLACEMENT OVER WIDOW HARRIS BROOK - 115/115 [SAB*4216] {State Aid Bridge Program}				Specific project from Statewide program, Local Administration.
		C 2015 SAB - STATE AID BRIDGE (State FY)	.615	2015		
		R 2015 SAB - STATE AID BRIDGE (State FY)	.009			
Highway and Bridge		I-Total:	.624			
SALEM 15988 [7582] <u>Municipal Bridges</u>	TOWN FARM ROAD	BRIDGE REPLACEMENT OVER SPICKET RIVER - 118/116 [SAB*4216] {State Aid Bridge Program}				Specific project from Statewide program, Local Administration.
		C 2019 NON - OTHER NON PARTICIPATING	.015	2019		
		C 2019 SAB - STATE AID BRIDGE (State FY)	1.009	2019		
		P 2019 SAB - STATE AID BRIDGE (State FY)	-.260			
		P 2019 SAB - STATE AID BRIDGE (State FY)	.260			
Highway and Bridge		I-Total:	1.024			
SALEM 15989 [7583] <u>Municipal Bridges</u>	SOUTH POLICY STREET	BRIDGE REPLACEMENT - 083/062 [SAB*4216] {State Aid Bridge Program}				Specific project from Statewide program, Local Administration.
		C 2019 NON - OTHER NON PARTICIPATING	.034	2019		
		C 2019 SAB - STATE AID BRIDGE (State FY)	.700	2019		
		R 2019 SAB - STATE AID BRIDGE (State FY)	.006			
Highway and Bridge		I-Total:	.741			
SALEM 20228 [7889] <u>Municipal Bridges</u>	BLUFF STREET EXT	BRIDGE REPLACEMENT OVER WIDOW HARRIS BROOK - 116/116 {Red List} (SAB*4216)				Specific project from Statewide program, Local Administration.
		C 2020 SAB - STATE AID BRIDGE (State FY)	.789	2020		
		R 2020 SAB - STATE AID BRIDGE (State FY)	.018			
Highway and Bridge		I-Total:	.807			

Phase: C = Construction P = Preliminary Engineering R = Right of Way

Project Name#/Id	Route/Road:	Location; Scope of Work	I\$(M)	Previous Prog. Yr	Previous Totals	Comments:
SALEM 20229 [7906] <u>Municipal Bridges</u>	BLUFF STREET	BRIDGE REPLACEMENT OVER HITTYTITY BROOK - 094/119 {Red List} [SAB*4216] {State Aid Bridge Program}				Specific project from Statewide program, Local Administration.
Highway and Bridge		P 2020 SAB - STATE AID BRIDGE (State FY)	.127			
		I-Total:	.127			
SALEM 26486 [8766] <u>Municipal Bridges</u>	SHANNON RD	BRIDGE REPLACEMENT OVER PROVIDENCE HILL BROOK - 122/160				Specific project from Statewide program, Local Administration.
Highway and Bridge		C 2021 SAB - STATE AID BRIDGE (State FY)	.760	New Project		
		P 2021 NON - OTHER NON PARTICIPATING	.004			
		P 2021 SAB - STATE AID BRIDGE (State FY)	.138			
		R 2021 SAB - STATE AID BRIDGE (State FY)	.006			
		I-Total:	.909			
SALEM - MANCHESTER 14633 # [7191] <u>I-93</u>	I-93	RECONSTRUCT MAINLINE NORTH OF EXIT 3 [Partial Garvee Bonded Project] [14800J=DEBT SERVICE & 14633#=CONST]				Direct funded and GARVEE Bonded project. Total Construction approx. \$51M. \$11M Bond proceeds in 2016 (Direct funds and debt service programmed).
Highway and Bridge		C 2015 M240 - STP - Flexible	13,000			
		C 2016 GARV - GARVEE BONDED PROJECTS	11,000			
		C 2016 M240 - STP - Flexible	8,000			
		C 2017 M240 - STP - Flexible	19,000			
		I-Total:	51,000			
SALEM TO MANCHESTER 10418 [66] <u>I-93</u>	I-93	PROGRAMMATIC MITIGATION (CTAP, NHDES Land Protection Program) (PE & ROW Only) [Section 117 - Designated Project; Demo Id NH032, SEE 13933K]				
Highway and Bridge		P 2015 L050 - NATIONAL HIGHWAY SYSTEM	.440			
		P 2016 L050 - NATIONAL HIGHWAY SYSTEM	.110			
		R 2015 L050 - NATIONAL HIGHWAY SYSTEM	.500			
		R 2016 L050 - NATIONAL HIGHWAY SYSTEM	1,000			
		I-Total:	2,050			

Phase: C = Construction P = Preliminary Engineering R = Right of Way

Project Name#/Id	Route/Road:	Location; Scope of Work	I\$(M)	Previous Prog. Yr	Previous Totals	Comments:
SALEM TO MANCHESTER 10418 C [69]	I-93	RECONSTRUCT & WIDEN MAINLINE, ENVIRONMENTAL IMPACT STUDY AND FINAL DESIGN FROM MASS S/L IN SALEM TO I-293 IN MANCHESTER (PE & ROW Only) [Section 1602 - Designated Project; Demo Id NH014]				Overall, corridor project overall for PE & ROW, construction broken out to individual projects.
I-93						
		P 2015 M001 - National Highway Performance Program (NHPP)	.500			
		R 2015 M001 - National Highway Performance Program (NHPP)	.500			
		R 2016 L010 - INTERSTATE MAINTENANCE	1.000			
		R 2017 M001 - National Highway Performance Program (NHPP)	1.000			
Highway and Bridge			I-Total:		3.000	
SALEM TO MANCHESTER 10418 H [3138]	I-93	PARK & RIDE @ EXIT 3 (Windham) (CMAQ Program) [Part of 04-33CM]				Reflects current construction sequencing and costs. GARVEE bonding to facilitate construction program.
I-93						
		C 2015 L400 - CONGESTION MITIGATION & AIR QUALITY IMPROVEMENT	3.000			Previously Programmed Beyond TYP (Deferred)
		C 2015 L400 - CONGESTION MITIGATION & AIR QUALITY IMPROVEMENT	.310			Previously Programmed Beyond TYP (Deferred)
		C 2016 L400 - CONGESTION MITIGATION & AIR QUALITY IMPROVEMENT	3.190			Previously Programmed Beyond TYP (Deferred)
Highway and Bridge			I-Total:		6.500	
SALEM TO MANCHESTER 10418 T [7112]	I-93	CORRIDOR SERVICE PATROL (Salem to Manchester).				Service to help manage incidents and reduce delay.
I-93						
		P 2015 L050 - NATIONAL HIGHWAY SYSTEM	.100			
		P 2016 L050 - NATIONAL HIGHWAY SYSTEM	.100			
Highway and Bridge			I-Total:		.200	
SALEM TO MANCHESTER 10418 W [6052]	I-93	WATER QUALITY STUDY [Section 1702 - Designated Project; Demo Id NH054]				Earmark funds to help address salt issues.
I-93						
		P 2015 LY20 - HIGH PRIORITY PROJ SEC 1702	.653			
		P 2016 LY20 - HIGH PRIORITY PROJ SEC 1702	.234			
		P 2016 M240 - STP - Flexible	.475			
Highway and Bridge			I-Total:		1.362	

Phase: C = Construction P = Preliminary Engineering R = Right of Way

Project Name#/Id	Route/Road:	Location; Scope of Work	I\$(M)	Previous Prog. Yr	Previous Totals	Comments:
SALEM TO MANCHESTER 10418C # [7560]	I-93	PHASE II CAPACITY IMPROVEMENTS, RECONSTRUCTION AND WIDENING FROM NORTH OF EXIT 3 TO I-293 (Excluding Exit 5) [G.O. Debt Service]				Remaining capacity improvements, totaling approximately \$200M, funded as part of SB 367.
I-93						
		C 2017 S367 - Senate Bill 367 Road Toll Increase	8,282			
		C 2018 S367 - Senate Bill 367 Road Toll Increase	16,560			
		C 2019 S367 - Senate Bill 367 Road Toll Increase	16,557			
		C 2020 S367 - Senate Bill 367 Road Toll Increase	16,558			
		C 2021 S367 - Senate Bill 367 Road Toll Increase	16,563			
		C 2022 S367 - Senate Bill 367 Road Toll Increase	16,565			
		C 2023 S367 - Senate Bill 367 Road Toll Increase	16,560			
		C 2024 S367 - Senate Bill 367 Road Toll Increase	<u>16,559</u>			
Highway and Bridge			I-Total:	124,203		
SALEM TO MANCHESTER 14800 A [3818]	I-93	MAINLINE, EXIT 1 TO STA. 1130 & NH38 (Salem), INCLUDES BRIDGES 073/063 & 077/063 {Both Red List} [Partial Garvee Bonded Project] (Parent = Salem to Manchester 13933*) [14800A=DEBT SERVICE & 13933D=CONST]				GARVEE Bond debt service. Debt Service portion with specific construction project. 2011 Bridges Priorities #2 and #3
I-93						
		C 2015 M001 - National Highway Performance Program (NHPP)	.858	2015		
		C 2016 M001 - National Highway Performance Program (NHPP)	.858	2016		
		C 2017 M001 - National Highway Performance Program (NHPP)	.858	2017		
		C 2018 M001 - National Highway Performance Program (NHPP)	.858	2018		
		C 2019 M001 - National Highway Performance Program (NHPP)	.858	2019		
		C 2020 M001 - National Highway Performance Program (NHPP)	.858	2020		
		C 2020 M001 - National Highway Performance Program (NHPP)	2,590	2020		
		C 2021 M001 - National Highway Performance Program (NHPP)	6,752	2021		
		C 2022 M001 - National Highway Performance Program (NHPP)	6,754	2022		
		C 2023 M001 - National Highway Performance Program (NHPP)	6,752		Previously Programmed Beyond FY2022	
		C 2024 M001 - National Highway Performance Program (NHPP)	<u>6,753</u>		Previously Programmed Beyond FY2022	
Highway and Bridge			I-Total:	34,749		

Phase: C = Construction P = Preliminary Engineering R = Right of Way

Project Name#/Id	Route/Road:	Location; Scope of Work	I\$(M)	Previous Prog. Yr	Previous Totals	Comments:
SALEM TO MANCHESTER 14800 B [7895]	I-93	EXIT 5 AREA, RECONSTRUCT INTERCHANGE INCLUDING NB & SB MAINLINE & NB OFF-RAMP, INCLUDES BRIDGES 096/163, 097/163, 099/160 & 100/160 {All Red List} (Londonderry) (Garvee Bonded) [14800B = Debt Service & 14633F = Const]				GARVEE Bond debt service. Debt Service portion with specific construction project.
I-93						
		C 2015 L1C0 - BRIDGE PROGRAM - ON/OFF SYSTEM	.905	2015		
		C 2016 L1C0 - BRIDGE PROGRAM - ON/OFF SYSTEM	.905	2016		
		C 2017 L1C0 - BRIDGE PROGRAM - ON/OFF SYSTEM	.905	2017		
		C 2018 L1C0 - BRIDGE PROGRAM - ON/OFF SYSTEM	.905	2018		
		C 2019 L1C0 - BRIDGE PROGRAM - ON/OFF SYSTEM	.905	2019		
		C 2020 L1C0 - BRIDGE PROGRAM - ON/OFF SYSTEM	2.733	2020		
		C 2021 L1C0 - BRIDGE PROGRAM - ON/OFF SYSTEM	7.124	2021		
		C 2022 L1C0 - BRIDGE PROGRAM - ON/OFF SYSTEM	7.126	2022		
		C 2023 L1C0 - BRIDGE PROGRAM - ON/OFF SYSTEM	7.124			Previously Programmed Beyond FY2022
		C 2024 L1C0 - BRIDGE PROGRAM - ON/OFF SYSTEM	7.126			Previously Programmed Beyond FY2022
Highway and Bridge			I-Total:	35.759		
SALEM TO MANCHESTER 14800 C [7952]	I-93	PROJECT INITIATED TO TRACK GARVEE BOND DEBT SERVICE ATTRIBUTABLE TO THE 13933N PROJECT [SB MAINLINE BRIDGES OVER NH 111 AND NH 111A] [134/101 & 135/090] {Both Red List} (Garvee Bond Project)				GARVEE Bond debt service. Debt Service portion with specific construction project.
I-93						
		C 2015 L050 - NATIONAL HIGHWAY SYSTEM	.317	2015		
		C 2016 L050 - NATIONAL HIGHWAY SYSTEM	.317	2016		
		C 2017 L050 - NATIONAL HIGHWAY SYSTEM	.317	2017		
		C 2018 L050 - NATIONAL HIGHWAY SYSTEM	.317	2018		
		C 2019 L050 - NATIONAL HIGHWAY SYSTEM	.317	2019		
		C 2020 L050 - NATIONAL HIGHWAY SYSTEM	.958	2020		
		C 2021 L050 - NATIONAL HIGHWAY SYSTEM	2.496	2021		
		C 2022 L050 - NATIONAL HIGHWAY SYSTEM	2.497	2022		
		C 2023 L050 - NATIONAL HIGHWAY SYSTEM	2.496			Previously Programmed Beyond FY2022
		C 2024 L050 - NATIONAL HIGHWAY SYSTEM	2.497			Previously Programmed Beyond FY2022
Highway and Bridge			I-Total:	12.529		
SALEM TO MANCHESTER 14800 D [7953]	I-93	PROJECT INITIATED TO TRACK GARVEE BOND DEBT SERVICE ATTRIBUTABLE TO EHT 13933I PROJECT {Both Red List} [Partial Garvee Bonded Project] (Parent = Salem to Manchester 13933*)				GARVEE Bond debt service. Debt Service portion with specific construction project.
I-93						
		C 2015 L050 - NATIONAL HIGHWAY SYSTEM	4.761	2015		
		C 2016 L050 - NATIONAL HIGHWAY SYSTEM	4.761	2016		
		C 2017 L050 - NATIONAL HIGHWAY SYSTEM	4.761	2017		
		C 2018 L050 - NATIONAL HIGHWAY SYSTEM	4.760	2018		
		C 2019 L050 - NATIONAL HIGHWAY SYSTEM	4.760	2019		
		C 2020 L050 - NATIONAL HIGHWAY SYSTEM	3.474	2020		
Highway and Bridge			I-Total:	27.276		

Phase: C = Construction P = Preliminary Engineering R = Right of Way

Project Name#/Id	Route/Road:	Location; Scope of Work	I\$(M)	Previous Prog. Yr	Previous Totals	Comments:
SALEM TO MANCHESTER 14800 E [7954]	I-93	PROJECT INITIATED TO TRACK GARVEE BOND DEBT SERVICE ATTRIBUTABLE TO THE 13933E PROJECT.[Partial Garvee Bonded Project] (Parent = Salem to Manchester 13933*)				GARVEE Bond debt service. Debt Service portion with specific construction project.
<u>I-93</u>						
		C 2015 M001 - National Highway Performance Program (NHPP)	5,895	2015		
		C 2016 M001 - National Highway Performance Program (NHPP)	5,895	2016		
		C 2017 M001 - National Highway Performance Program (NHPP)	5,895	2017		
		C 2018 M001 - National Highway Performance Program (NHPP)	5,894	2018		
		C 2019 M001 - National Highway Performance Program (NHPP)	5,893	2019		
		C 2020 M001 - National Highway Performance Program (NHPP)	<u>4,302</u>	2020		
Highway and Bridge			I-Total:	33,773		
SALEM TO MANCHESTER 14800 F [7955]	I-93	PROJECT INITIATED TO TRACK GARVEE BOND DEBT SERVICE ATTRIBUTABLE TO THE 13933H PROJECT [Partial Garvee Bonded Project] (Parent = Salem to Manchester 13933*)				GARVEE Bond debt service. Debt Service portion with specific construction project.
<u>I-93</u>						
		C 2015 L230 - STP - URBANIZED AREAS OVER 200,000	3,615	2015		
		C 2015 L230 - STP - URBANIZED AREAS OVER 200,000	6,998	2015		
		C 2015 NON - OTHER NON PARTICIPATING	.160	2015		
		C 2016 L050 - NATIONAL HIGHWAY SYSTEM	3,615	2016		
		C 2016 L050 - NATIONAL HIGHWAY SYSTEM	5,362	2016		
		C 2017 L050 - NATIONAL HIGHWAY SYSTEM	3,615	2017		
		C 2018 L050 - NATIONAL HIGHWAY SYSTEM	3,614	2018		
		C 2019 L050 - NATIONAL HIGHWAY SYSTEM	3,614	2019		
		C 2020 L050 - NATIONAL HIGHWAY SYSTEM	<u>2,638</u>	2020		
Highway and Bridge			I-Total:	33,230		
SALEM TO MANCHESTER 14800 H [8651]	I-93	FINAL DESIGN SERVICES FOR PE AND ROW (Garvee 2012 bond issue) [DEBT SERVICE PROJECT FOR FINAL DESIGN PROJECT 10418V]				GARVEE Bond debt service. Debt Service portion with specific construction project.
<u>I-93</u>						
		P 2015 M001 - National Highway Performance Program (NHPP)	1,068			
		P 2016 M001 - National Highway Performance Program (NHPP)	1,068			
		P 2017 M001 - National Highway Performance Program (NHPP)	1,069			
		P 2018 M001 - National Highway Performance Program (NHPP)	1,068			
		P 2019 M001 - National Highway Performance Program (NHPP)	1,068			
		P 2020 M001 - National Highway Performance Program (NHPP)	.780			
		R 2015 M001 - National Highway Performance Program (NHPP)	.202			
		R 2016 M001 - National Highway Performance Program (NHPP)	.202			
		R 2017 M001 - National Highway Performance Program (NHPP)	.202			
		R 2018 M001 - National Highway Performance Program (NHPP)	.201			
		R 2019 M001 - National Highway Performance Program (NHPP)	.201			
		R 2020 M001 - National Highway Performance Program (NHPP)	<u>.147</u>			
Highway and Bridge			I-Total:	7,276		

Phase: C = Construction P = Preliminary Engineering R = Right of Way

Project Name/#/Id	Route/Road:	Location; Scope of Work	I\$(M)	Previous Prog. Yr	Previous Totals	Comments:
SALEM TO MANCHESTER 14800 J [9024]	I-93	RECONSTRUCT MAINLINE NORTH OF EXIT 3 [Partial Garvee Bonded Project] [14800J=DEBT SERVICE & 14633#=CONST]				GARVEE Bond debt service. Debt Service portion associated with specific construction project.
<u>I-93</u>						
		C 2018 M240 - STP - Flexible	2,000			
		C 2019 M240 - STP - Flexible	2,000			
		C 2020 M240 - STP - Flexible	2,000			
		C 2021 M240 - STP - Flexible	2,000			
		C 2022 M240 - STP - Flexible	2,000			
		C 2023 M240 - STP - Flexible	2,000			
		C 2024 M240 - STP - Flexible	2,000			
Highway and Bridge			I-Total:		14,000	
SANBORNTON 16081 [7675]	PLUMMER ROAD	BRIDGE REPLACEMENT OVER HERMIT BROOK - 148/156 {Red List} [SAB*4216] {State Aid Bridge Program}				Specific project from Statewide program, Local Administration.
<u>Municipal Bridges</u>						
		C 2020 SAB - STATE AID BRIDGE (State FY)	.314	2020		
		P 2020 SAB - STATE AID BRIDGE (State FY)	.076			
		R 2020 SAB - STATE AID BRIDGE (State FY)	.006			
Highway and Bridge			I-Total:		.396	
SANBORNTON 16104 [7695]	UPPER BAY & BAY ROAD	RECONSTRUCTION [SAH*4217] {State Aid Highway Program}				Specific project from Statewide program, Local Administration.
<u>Preservation-Maintenance</u>						
		C 2015 SAH - STATE AID HIGHWAY (State FY)	1,084	2015		
		C 2016 SAH - STATE AID HIGHWAY (State FY)	1,118	2016		
Highway and Bridge			I-Total:		2,202	
SANBORNTON 16154 [7729]	I-93	BOX CULVERT REHABILITATION OVER SALMON BROOK - 127/099 {Red List}				2013 Bridge Priority #45
<u>Red List Bridges</u>						
		C 2018 L1C0 - BRIDGE PROGRAM - ON/OFF SYSTEM	.998	2021		
		P 2015 L1C0 - BRIDGE PROGRAM - ON/OFF SYSTEM	.079			
Highway and Bridge			I-Total:		1,078	
SANDWICH 16014 [7616]	QUAKER WHITEFACE ROAD	BRIDGE REHABILITATION OVER WHITEFACE RIVER - 203/138 {Red List} [SAB*4216] {State Aid Bridge Program}				Specific project from Statewide program, Local Administration.
<u>Municipal Bridges</u>						
		C 2019 SAB - STATE AID BRIDGE (State FY)	.483	2019		
Highway and Bridge			I-Total:		.483	

Phase: C = Construction P = Preliminary Engineering R = Right of Way

Project Name#/Id	Route/Road:	Location; Scope of Work	I\$(M)	Previous Prog. Yr	Previous Totals	Comments:
SEABROOK-HAMPTON 15904 [9005]	NH 1A	Rehabilitate NH 1A Bridge between Hampton & Seabrook [Red List Bridge]				2013 Bridge Priority #19. 2013 RPC Priority #22. Preliminary Engineering to include review of alternatives.
Red List Bridges						
		C 2018 M240 - STP - Flexible	6.806			New Project
		P 2015 M240 - STP - Flexible	.103			
Highway and Bridge			I-Total: 6.909			
SPR #1 SPR1 [665]	Planning & Research	STATE PLANNING & RESEARCH - PART #1 "PLANNING"				Federal specified funding for data gathering, long range planning, special studies. Cost reflects anticipated federal funding.
Mandated Federal						
		P 2015 M550 - State Planning and Research (SPR)	2.938			
		P 2016 M550 - State Planning and Research (SPR)	2.938			
		P 2017 M550 - State Planning and Research (SPR)	2.938			
		P 2018 M550 - State Planning and Research (SPR)	2.938			
		P 2019 M550 - State Planning and Research (SPR)	2.938			
		P 2020 M550 - State Planning and Research (SPR)	2.938			
		P 2021 M550 - State Planning and Research (SPR)	2.938			
		P 2022 M550 - State Planning and Research (SPR)	2.938			
		P 2023 M550 - State Planning and Research (SPR)	2.938			
		P 2024 M550 - State Planning and Research (SPR)	2.938			
Highway and Bridge			I-Total: 29.380			
SPR #2 SPR2 [666]	Planning & Research	STATE PLANNING & RESEARCH - PART #2 "RESEARCH"				Federal specified funding for research activities involving construction materials and processes.
Mandated Federal						
		P 2015 M560 - RDT - Research, Development & Technology Transfer	.978			
		P 2016 M560 - RDT - Research, Development & Technology Transfer	.978			
		P 2017 M560 - RDT - Research, Development & Technology Transfer	.978			
		P 2018 M560 - RDT - Research, Development & Technology Transfer	.978			
		P 2019 M560 - RDT - Research, Development & Technology Transfer	.978			
		P 2020 M560 - RDT - Research, Development & Technology Transfer	.978			
		P 2021 M560 - RDT - Research, Development & Technology Transfer	.978			
		P 2022 M560 - RDT - Research, Development & Technology Transfer	.978			
		P 2023 M560 - RDT - Research, Development & Technology Transfer	.690			
		P 2024 M560 - RDT - Research, Development & Technology Transfer	.690			
Highway and Bridge			I-Total: 9.203			

Phase: C = Construction P = Preliminary Engineering R = Right of Way

Project Name#/Id	Route/Road:	Location; Scope of Work	I\$(M)	Previous Prog. Yr	Previous Totals	Comments:
SPRINGFIELD 20509 [7987] <u>Red List Bridges</u>	GEORGES MILLS ROAD	REHAB OR REPLACE TWIN 5' DIA. CULVERTS CARRYING STARK LAKE OUTLET AT INTERSECTION OF FISHER CORNER RD - 091/048 {Red List}				2013 Bridge Priority #64
		C 2020 M240 - STP - Flexible	.864	2020		
		P 2015 M240 - STP - Flexible	.051			
		P 2016 M240 - STP - Flexible	.006			
		R 2015 M240 - STP - Flexible	.006			
Highway and Bridge			I-Total:			.926
STATEWIDE TRAIN [451] <u>Individual Projects</u>	ADMINISTRATION	ANNUAL TRAINING PROGRAM (Annual Project)				Program Funding for Departmental Training.
		P 2015 M240 - STP - Flexible	.200			
		P 2016 M240 - STP - Flexible	.200			
		P 2017 M240 - STP - Flexible	.200			
		P 2018 M240 - STP - Flexible	.200			
		P 2019 M240 - STP - Flexible	.200			
		P 2020 M240 - STP - Flexible	.200			
		P 2021 M240 - STP - Flexible	.200			
		P 2022 M240 - STP - Flexible	.200			
		P 2023 M240 - STP - Flexible	.200			
		P 2024 M240 - STP - Flexible	.200			
Highway and Bridge			I-Total:			2.000
STATEWIDE SPECIAL DBE [45] <u>Mandated Federal</u>	ADMINISTRATION	IN HOUSE ADMINISTRATION OF THE FHWA SUPPORTIVE SERVICES PROGRAM: "DBE" COMPLIANCE MONITORING (Annual Program)				Federal specified funding for disadvantaged business enterprises.
		P 2015 H480 - DBE - SUPPORTIVE SERVICES	.090			
		P 2016 H480 - DBE - SUPPORTIVE SERVICES	.090			
		P 2017 H480 - DBE - SUPPORTIVE SERVICES	.090			
		P 2018 H480 - DBE - SUPPORTIVE SERVICES	.090			
		P 2019 H480 - DBE - SUPPORTIVE SERVICES	.090			
		P 2020 H480 - DBE - SUPPORTIVE SERVICES	.090			
		P 2021 H480 - DBE - SUPPORTIVE SERVICES	.090			
		P 2022 H480 - DBE - SUPPORTIVE SERVICES	.090			
		P 2023 H480 - DBE - SUPPORTIVE SERVICES	.090			
		P 2024 H480 - DBE - SUPPORTIVE SERVICES	.090			
Highway and Bridge			I-Total:			.900

Phase: C = Construction P = Preliminary Engineering R = Right of Way

Project Name#/Id	Route/Road:	Location; Scope of Work	I\$(M)	Previous Prog. Yr	Previous Totals	Comments:
STATEWIDE - TRAC TRAC [8285] <u>Eng & ROW</u>	ADMINISTRATION	IMPLEMENT AND PARTICIPATE IN AASHTO TRAC PROGRAM IN LOCAL HIGH SHOOOLS TO ENCOURAGE STUDENTS TO EXPLORE OPPORTUNITIES IN TRANSPORTATION CAREERS [Parent] (Annual Project)				
		P 2015 M240 - STP - Flexible	.022			
		P 2016 M240 - STP - Flexible	.022			
		P 2017 M240 - STP - Flexible	.022			
		P 2018 M240 - STP - Flexible	.022			
		P 2019 M240 - STP - Flexible	.022			
		P 2020 M240 - STP - Flexible	.022			
		P 2021 M240 - STP - Flexible	.022			
		P 2022 M240 - STP - Flexible	.022			
		P 2023 M240 - STP - Flexible	.022			
		P 2024 M240 - STP - Flexible	.022			
Highway and Bridge			I-Total:			

Phase: C = Construction P = Preliminary Engineering R = Right of Way

Project Name#/Id	Route/Road:	Location; Scope of Work	I\$(M)	Previous Prog. Yr	Previous Totals	Comments:
STATEWIDE RCTRL [2570]	ADMINISTRATION	RECREATIONAL TRAILS FUND ACT- PROJECTS SELECTED ANNUALLY				Specified Funding for Recreational Trail Program Administered by DRED.
<u>Mandated Federal</u>						
		C 2015 M940 - RTP - Recreational Trails Program	1.450			
		C 2016 M940 - RTP - Recreational Trails Program	1.450			
		C 2017 M940 - RTP - Recreational Trails Program	1.450			
		C 2018 M940 - RTP - Recreational Trails Program	1.450			
		C 2019 M940 - RTP - Recreational Trails Program	1.450			
		C 2020 M940 - RTP - Recreational Trails Program	1.450			
		C 2021 M940 - RTP - Recreational Trails Program	1.450			
		C 2022 M940 - RTP - Recreational Trails Program	1.450			
		C 2023 M940 - RTP - Recreational Trails Program	1.450			
		C 2024 M940 - RTP - Recreational Trails Program	1.450			
		P 2015 M940 - RTP - Recreational Trails Program	.091			
		P 2016 M940 - RTP - Recreational Trails Program	.091			
		P 2017 M940 - RTP - Recreational Trails Program	.091			
		P 2018 M940 - RTP - Recreational Trails Program	.091			
		P 2019 M940 - RTP - Recreational Trails Program	.091			
		P 2020 M940 - RTP - Recreational Trails Program	.091			
		P 2021 M940 - RTP - Recreational Trails Program	.091			
		P 2022 M940 - RTP - Recreational Trails Program	.091			
		P 2023 M940 - RTP - Recreational Trails Program	.091			
		P 2024 M940 - RTP - Recreational Trails Program	.091			
		R 2015 M940 - RTP - Recreational Trails Program	.025			
		R 2016 M940 - RTP - Recreational Trails Program	.025			
		R 2017 M940 - RTP - Recreational Trails Program	.025			
		R 2018 M940 - RTP - Recreational Trails Program	.025			
		R 2019 M940 - RTP - Recreational Trails Program	.025			
		R 2020 M940 - RTP - Recreational Trails Program	.025			
		R 2021 M940 - RTP - Recreational Trails Program	.025			
		R 2022 M940 - RTP - Recreational Trails Program	.025			
		R 2023 M940 - RTP - Recreational Trails Program	.025			
		R 2024 M940 - RTP - Recreational Trails Program	.025			
			I-Total:		15.659	

Bike / Pedestrian

Phase: C = Construction P = Preliminary Engineering R = Right of Way

Project Name#/Id	Route/Road:	Location; Scope of Work	I\$(M)	Previous Prog. Yr	Previous Totals	Comments:
STATEWIDE DISTRICTS BFA [789]	BETTERMENT	DISTRICTS FORCE ACCOUNT WORK @ VARIOUS LOCATIONS [Parent] (Annual Project)				Force Account Through District Staff
<u>Preservation-Maintenance</u>						
		C 2015 BET - BETTERMENT (State FY)	1.200			
		C 2016 BET - BETTERMENT (State FY)	1.200			
		C 2017 BET - BETTERMENT (State FY)	1.200			
		C 2018 BET - BETTERMENT (State FY)	1.200			
		C 2019 BET - BETTERMENT (State FY)	1.200			
		C 2020 BET - BETTERMENT (State FY)	1.200			
		C 2021 BET - BETTERMENT (State FY)	1.200			
		C 2022 BET - BETTERMENT (State FY)	1.200			
		C 2023 BET - BETTERMENT (State FY)	1.200			
		C 2024 BET - BETTERMENT (State FY)	1.200			
Highway and Bridge			I-Total:			12.000
STATEWIDE BSTAL [2092]	BETTERMENT	Discretionary Projects				
<u>Preservation-Maintenance</u>						
		C 2015 BET - BETTERMENT (State FY)	1.700			
		C 2016 BET - BETTERMENT (State FY)	1.700			
		C 2017 BET - BETTERMENT (State FY)	1.700			
		C 2018 BET - BETTERMENT (State FY)	1.700			
		C 2019 BET - BETTERMENT (State FY)	1.700			
		C 2020 BET - BETTERMENT (State FY)	1.700			
		C 2021 BET - BETTERMENT (State FY)	1.700			
		C 2022 BET - BETTERMENT (State FY)	1.700			
		C 2023 BET - BETTERMENT (State FY)	1.700			
		C 2024 BET - BETTERMENT (State FY)	1.700			
Highway and Bridge			I-Total:			17.000
STATEWIDE 25988 [8746]	BLUE STAR (I-95), F.E. EVERETT, SPAULDING TPK	CENTRAL AND EASTERN TURNPIKE, GUARDRAIL AND FENCE REPAIR OR NEW INSTALLATION AS NEEDED				
<u>Preservation-Maintenance</u>						
		C 2015 NON - OTHER NON PARTICIPATING	.100			
Highway and Bridge			I-Total:			.100

Phase: C = Construction P = Preliminary Engineering R = Right of Way

Project Name#/Id	Route/Road:	Location; Scope of Work	I\$(M)	Previous Prog. Yr	Previous Totals	Comments:
STATEWIDE P.E. SWPE [3531]	ENG & ROW	PRELIMINARY ENGINEERING (Annual Funding)				Available PE funding as required for specific projects for which the scope of work (and the depth of engineering) is yet to be defined.
<u>Eng & ROW</u>						
		P 2015 M240 - STP - Flexible	.500			
		P 2016 M240 - STP - Flexible	.500			
		P 2017 M240 - STP - Flexible	2,500			
		P 2018 M240 - STP - Flexible	2,500			
		P 2019 M240 - STP - Flexible	3,500			
		P 2020 M240 - STP - Flexible	3,500			
		P 2021 M240 - STP - Flexible	5,500			
		P 2022 M240 - STP - Flexible	5,500			
		P 2023 M240 - STP - Flexible	5,500			
		P 2024 M240 - STP - Flexible	5,500			
Highway and Bridge			I-Total:		35,000	
STATEWIDE R.O.W. SWROW [3532]	ENG & ROW	RIGHT OF WAY ACQUISITIONS (Annual Funding)				Available ROW funding as required for specific projects for which the scope of work (and the amount of ROW) is yet to be defined.
<u>Eng & ROW</u>						
		R 2015 M240 - STP - Flexible	.500			
		R 2016 M240 - STP - Flexible	.500			
		R 2017 M240 - STP - Flexible	2,500			
		R 2018 M240 - STP - Flexible	2,500			
		R 2019 M240 - STP - Flexible	3,500			
		R 2020 M240 - STP - Flexible	3,500			
		R 2021 M240 - STP - Flexible	5,500			
		R 2022 M240 - STP - Flexible	5,500			
		R 2023 M240 - STP - Flexible	5,500			
		R 2024 M240 - STP - Flexible	5,500			
Highway and Bridge			I-Total:		35,000	

Phase: C = Construction P = Preliminary Engineering R = Right of Way

Project Name#/Id	Route/Road:	Location; Scope of Work		I\$(M)	Previous Prog. Yr	Previous Totals	Comments:
STATEWIDE UBI [186] <u>Bridges</u>	ENG & ROW	UNDERWATER BRIDGE INSPECTION (Annual Project)					Consultant services for underwater bridge inspections.
		P 2015 LIC0 - BRIDGE PROGRAM - ON/OFF SYSTEM		.030			
		P 2016 LIC0 - BRIDGE PROGRAM - ON/OFF SYSTEM		.030			
		P 2017 LIC0 - BRIDGE PROGRAM - ON/OFF SYSTEM		.030			
		P 2018 LIC0 - BRIDGE PROGRAM - ON/OFF SYSTEM		.030			
		P 2019 LIC0 - BRIDGE PROGRAM - ON/OFF SYSTEM		.030			
		P 2020 LIC0 - BRIDGE PROGRAM - ON/OFF SYSTEM		.030			
		P 2021 LIC0 - BRIDGE PROGRAM - ON/OFF SYSTEM		.030			
		P 2022 LIC0 - BRIDGE PROGRAM - ON/OFF SYSTEM		.030			
		P 2023 LIC0 - BRIDGE PROGRAM - ON/OFF SYSTEM		.030			
		P 2024 LIC0 - BRIDGE PROGRAM - ON/OFF SYSTEM		.030			
Highway and Bridge				I-Total:		.300	
STATEWIDE WDLFL [4229] <u>Individual Projects</u>	MISCELLANEOUS	ANNUAL STATEWIDE PROGRAM FOR THE EXPANDED WILD FLOWER ESTABLISHMENT PROGRAM FOR USE IN PLANTING NATIVE WILD FLOWERS (License Plate Program)					Annual Statewide Wild Flower Program
		C 2015 NON - OTHER NON PARTICIPATING		.037			
		C 2016 NON - OTHER NON PARTICIPATING		.037			
		C 2017 NON - OTHER NON PARTICIPATING		.037			
		C 2018 NON - OTHER NON PARTICIPATING		.037			
		C 2019 NON - OTHER NON PARTICIPATING		.037			
		C 2020 NON - OTHER NON PARTICIPATING		.037			
		C 2021 NON - OTHER NON PARTICIPATING		.037			
		C 2022 NON - OTHER NON PARTICIPATING		.037			
		C 2023 NON - OTHER NON PARTICIPATING		.037			
		C 2024 NON - OTHER NON PARTICIPATING		.037			
		P 2015 NON - OTHER NON PARTICIPATING		.003			
		P 2016 NON - OTHER NON PARTICIPATING		.003			
		P 2017 NON - OTHER NON PARTICIPATING		.003			
		P 2018 NON - OTHER NON PARTICIPATING		.003			
		P 2019 NON - OTHER NON PARTICIPATING		.003			
		P 2020 NON - OTHER NON PARTICIPATING		.003			
		P 2021 NON - OTHER NON PARTICIPATING		.003			
		P 2022 NON - OTHER NON PARTICIPATING		.003			
		P 2023 NON - OTHER NON PARTICIPATING		.003			
		P 2024 NON - OTHER NON PARTICIPATING		.003			
Highway and Bridge				I-Total:		.400	

Phase: C = Construction P = Preliminary Engineering R = Right of Way

Project Name#/Id	Route/Road:	Location; Scope of Work	I\$(M)	Previous Prog. Yr	Previous Totals	Comments:
STATEWIDE 14899 [6127] <u>Preservation-Maintenance</u>	MISCELLANEOUS	MAINTENANCE AND UPGRADES FOR REST AREAS (Annually)				\$0.15 million annual program.
		C 2015 M240 - STP - Flexible	.135			
		C 2016 M240 - STP - Flexible	.135			
		C 2017 M240 - STP - Flexible	.135			
		C 2018 M240 - STP - Flexible	.135			
		C 2019 M240 - STP - Flexible	.135			
		C 2020 M240 - STP - Flexible	.135			
		C 2021 M240 - STP - Flexible	.135			
		C 2022 M240 - STP - Flexible	.135			
		C 2023 M240 - STP - Flexible	.135			
		C 2024 M240 - STP - Flexible	.135			
		P 2015 M240 - STP - Flexible	.015			
		P 2016 M240 - STP - Flexible	.015			
		P 2017 M240 - STP - Flexible	.015			
		P 2018 M240 - STP - Flexible	.015			
		P 2019 M240 - STP - Flexible	.015			
		P 2020 M240 - STP - Flexible	.015			
		P 2021 M240 - STP - Flexible	.015			
		P 2022 M240 - STP - Flexible	.015			
		P 2023 M240 - STP - Flexible	.015			
		P 2024 M240 - STP - Flexible	.015			
Highway and Bridge			I-Total:		1.500	
STATEWIDE HAZMAT [8671] <u>Individual Projects</u>	MISCELLANEOUS	PROGRAMMATIC PROJECT FOR POST CONSTRUCTION ENVIRONMENTAL OBLIGATIONS				
		R 2015 M240 - STP - Flexible	.075			
		R 2016 M240 - STP - Flexible	.075			
		R 2017 M240 - STP - Flexible	.075			
		R 2018 M240 - STP - Flexible	.075			
		R 2019 M240 - STP - Flexible	.075			
		R 2020 M240 - STP - Flexible	.075			
		R 2021 M240 - STP - Flexible	.075			
		R 2022 M240 - STP - Flexible	.075			
		R 2023 M240 - STP - Flexible	.075			
		R 2024 M240 - STP - Flexible	.075			
Highway and Bridge			I-Total:		.750	

Phase: C = Construction P = Preliminary Engineering R = Right of Way

Project Name#/Id	Route/Road:	Location; Scope of Work	I\$(M)	Previous Prog. Yr	Previous Totals	Comments:
Statewide CMAQ-T [9011] <i>Mandated Federal</i>	MISCELLANEOUS	Replacement program for state-owned transit coaches				Funds for this program are deducted from CMAQ (ID 446)
		2016 M400 - CMAQ - Congestion Mitigation & Air Quality Improve	3,000			
		2017 M400 - CMAQ - Congestion Mitigation & Air Quality Improve	2,400			
		2018 M400 - CMAQ - Congestion Mitigation & Air Quality Improve	3,600			
		2019 M400 - CMAQ - Congestion Mitigation & Air Quality Improve	4,800			
		2020 M400 - CMAQ - Congestion Mitigation & Air Quality Improve	.600			
		2020 M400 - CMAQ - Congestion Mitigation & Air Quality Improve	1,800			
		2021 M400 - CMAQ - Congestion Mitigation & Air Quality Improve	3,000			
		2022 M400 - CMAQ - Congestion Mitigation & Air Quality Improve	1,200			
Highway and Bridge			I-Total:	20,400		
STATEWIDE CMAQ [446] <i>Mandated Federal</i>	MUNICIPAL	CMAQ PROJECTS MUST BE IN NON-ATTAIN AREAS (Annual Project)				Specific CMAQ Projects Occupy the Vacant FY's & Below Normal FY Funding. 50% Discretionary transfer assumed.
		C 2015 M400 - CMAQ - Congestion Mitigation & Air Quality Improve	4,973			
		C 2016 M400 - CMAQ - Congestion Mitigation & Air Quality Improve	1,750			
		C 2017 M400 - CMAQ - Congestion Mitigation & Air Quality Improve	5,817			
		C 2018 M400 - CMAQ - Congestion Mitigation & Air Quality Improve	7,243			
		C 2019 M400 - CMAQ - Congestion Mitigation & Air Quality Improve	5,234			
		C 2020 M400 - CMAQ - Congestion Mitigation & Air Quality Improve	8,724			
		C 2021 M400 - CMAQ - Congestion Mitigation & Air Quality Improve	7,673			
		C 2022 M400 - CMAQ - Congestion Mitigation & Air Quality Improve	10,418			
		C 2023 M400 - CMAQ - Congestion Mitigation & Air Quality Improve	12,348			
		C 2024 M400 - CMAQ - Congestion Mitigation & Air Quality Improve	12,348			
Highway and Bridge			I-Total:	76,528		

Phase: C = Construction P = Preliminary Engineering R = Right of Way

Project Name#/Id	Route/Road:	Location; Scope of Work	I\$(M)	Previous Prog. Yr	Previous Totals	Comments:
STATEWIDE MOBRR [221] <u>Bridges</u>	MUNICIPAL	MUNICIPAL OWNED BRIDGE REHABILITATION & REPLACEMENT PROJECTS (Federal, State, Local Funds) (Annual Project)				
		C 2015 M233 - STP - Off-System Bridge	3,770			
		C 2016 M233 - STP - Off-System Bridge	3,770			
		C 2017 M233 - STP - Off-System Bridge	3,770			
		C 2018 M233 - STP - Off-System Bridge	3,770			
		C 2019 M233 - STP - Off-System Bridge	3,770			
		C 2020 M233 - STP - Off-System Bridge	3,770			
		C 2021 M233 - STP - Off-System Bridge	3,770			
		C 2022 M233 - STP - Off-System Bridge	3,770			
		C 2023 M233 - STP - Off-System Bridge	3,770			
		C 2024 M233 - STP - Off-System Bridge	3,770			
		P 2015 M233 - STP - Off-System Bridge	.320			
		P 2016 M233 - STP - Off-System Bridge	.320			
		P 2017 M233 - STP - Off-System Bridge	.320			
		P 2018 M233 - STP - Off-System Bridge	.320			
		P 2019 M233 - STP - Off-System Bridge	.320			
		P 2020 M233 - STP - Off-System Bridge	.320			
		P 2021 M233 - STP - Off-System Bridge	.320			
		P 2022 M233 - STP - Off-System Bridge	.320			
		P 2023 M233 - STP - Off-System Bridge	.320			
		P 2024 M233 - STP - Off-System Bridge	.320			
		R 2015 M233 - STP - Off-System Bridge	.160			
		R 2016 M233 - STP - Off-System Bridge	.160			
		R 2017 M233 - STP - Off-System Bridge	.160			
		R 2018 M233 - STP - Off-System Bridge	.160			
		R 2019 M233 - STP - Off-System Bridge	.160			
		R 2020 M233 - STP - Off-System Bridge	.160			
		R 2021 M233 - STP - Off-System Bridge	.160			
		R 2022 M233 - STP - Off-System Bridge	.160			
		R 2023 M233 - STP - Off-System Bridge	.160			
		R 2024 M233 - STP - Off-System Bridge	.160			
Highway and Bridge			I-Total: 42,500			

Phase: C = Construction P = Preliminary Engineering R = Right of Way

Project Name#/Id	Route/Road:	Location; Scope of Work	I\$(M)	Previous Prog. Yr	Previous Totals	Comments:
STATEWIDE MUPCA [450]	MUNICIPAL	MUNICIPAL URBAN PROJECTS - COMPACT AREAS [Annual Project]				Specific Projects occupy vacant FY's & below normal FY funding.
<u>Preservation-Maintenance</u>						
		C 2017 L230 - STP - URBANIZED AREAS OVER 200,000	1,800			
		C 2018 L230 - STP - URBANIZED AREAS OVER 200,000	2,500			
		C 2019 L230 - STP - URBANIZED AREAS OVER 200,000	4,100			
		C 2020 L230 - STP - URBANIZED AREAS OVER 200,000	5,000			
		C 2021 L230 - STP - URBANIZED AREAS OVER 200,000	5,000			
		C 2022 L230 - STP - URBANIZED AREAS OVER 200,000	5,000			
		C 2023 L230 - STP - URBANIZED AREAS OVER 200,000	5,000			
		C 2024 L230 - STP - URBANIZED AREAS OVER 200,000	5,000			
Highway and Bridge			I-Total:		33,400	
STATEWIDE SAB [4216]	MUNICIPAL	STATE AID BRIDGE PROJECTS				Specific Projects Occupy the Vacant FY's & Below Normal FY Funding. State program mandated by RSA 234 to assist municipalities with bridge needs. Uses 20% local match / 80% state funds. Additional 2015 program funds from SB 367, road toll increase (if passed).
<u>Municipal Bridges</u>						
		C 2015 S367 - Senate Bill 367 Road Toll Increase	10,347			
		C 2016 S367 - Senate Bill 367 Road Toll Increase	8,500			
		C 2017 S367 - Senate Bill 367 Road Toll Increase	8,500			
		C 2018 S367 - Senate Bill 367 Road Toll Increase	8,500			
		C 2019 S367 - Senate Bill 367 Road Toll Increase	8,500			
		C 2019 SAB - STATE AID BRIDGE (State FY)	3,122			
		C 2020 S367 - Senate Bill 367 Road Toll Increase	8,500			
		C 2020 SAB - STATE AID BRIDGE (State FY)	5,955			
		C 2021 S367 - Senate Bill 367 Road Toll Increase	8,500			
		C 2021 SAB - STATE AID BRIDGE (State FY)	5,955			
		C 2022 S367 - Senate Bill 367 Road Toll Increase	8,500			
		C 2022 SAB - STATE AID BRIDGE (State FY)	5,955			
		C 2023 S367 - Senate Bill 367 Road Toll Increase	8,500			
		C 2023 SAB - STATE AID BRIDGE (State FY)	5,955			
		C 2024 S367 - Senate Bill 367 Road Toll Increase	8,500			
		C 2024 SAB - STATE AID BRIDGE (State FY)	5,955			
Highway and Bridge			I-Total:		119,744	

Phase: C = Construction P = Preliminary Engineering R = Right of Way

Project Name#/Id	Route/Road:	Location; Scope of Work	I\$(M)	Previous Prog. Yr	Previous Totals	Comments:
STATEWIDE SAH [4217]	MUNICIPAL	STATE AID HIGHWAY PROJECTS				Specific Projects Occupy the Vacant FY's & Below Normal FY Funding. State program mandated by RSA 235: 10-:21 for constructing or reconstructing Class I, II, III highways when requested by municipalities. Uses 1/3 local match / 2/3 state funds.
<u>Preservation-Maintenance</u>						
		C 2015 SAH - STATE AID HIGHWAY (State FY)	1.487			
		C 2016 SAH - STATE AID HIGHWAY (State FY)	1.487			
		C 2017 SAH - STATE AID HIGHWAY (State FY)	2.537			
		C 2018 SAH - STATE AID HIGHWAY (State FY)	2.537			
		C 2019 SAH - STATE AID HIGHWAY (State FY)	2.537			
		C 2020 SAH - STATE AID HIGHWAY (State FY)	2.537			
		C 2021 SAH - STATE AID HIGHWAY (State FY)	2.537			
		C 2022 SAH - STATE AID HIGHWAY (State FY)	2.537			
		C 2023 SAH - STATE AID HIGHWAY (State FY)	2.537			
		C 2024 SAH - STATE AID HIGHWAY (State FY)	2.537			
Highway and Bridge			I-Total:		23.273	
STATEWIDE SPECIAL LTAP [58]	MUNICIPAL	TECHNICAL ASSISTANCE PROGRAM TO RURAL COMMUNITIES AND ORGANIZATIONS THROUGH-OUT THE STATE - (LTAP*10344) (Annual Project)				Federal specified funding for providing technical assistance on transportation issues to municipalities.
<u>Mandated Federal</u>						
		P 2015 438E - LOCAL TECH ASSIST PGRM	.030			
		P 2016 438E - LOCAL TECH ASSIST PGRM	.030			
		P 2017 438E - LOCAL TECH ASSIST PGRM	.030			
		P 2018 438E - LOCAL TECH ASSIST PGRM	.030			
		P 2019 438E - LOCAL TECH ASSIST PGRM	.030			
		P 2020 438E - LOCAL TECH ASSIST PGRM	.030			
		P 2021 438E - LOCAL TECH ASSIST PGRM	.030			
		P 2022 438E - LOCAL TECH ASSIST PGRM	.030			
		P 2023 438E - LOCAL TECH ASSIST PGRM	.030			
		P 2024 438E - LOCAL TECH ASSIST PGRM	.030			
Highway and Bridge			I-Total:		.300	

Phase: C = Construction P = Preliminary Engineering R = Right of Way

Project Name#/Id	Route/Road:	Location; Scope of Work	I\$(M)	Previous Prog. Yr	Previous Totals	Comments:
STATEWIDE TA [3747]	MUNICIPAL	TRANSPORTATION ALTERNATIVE PROJECTS (Annual Project)				New MAP-21 Federal program replacing and consolidating Transportation Enhancements, Safe Routes to School and Transportation, Community, and System Preservation.
		<u>Mandated Federal</u>				
		C 2015 M300 - TAP - Flexible Transportation Alternatives Prog	3.120			
		C 2016 M300 - TAP - Flexible Transportation Alternatives Prog	3.120			
		C 2017 M300 - TAP - Flexible Transportation Alternatives Prog	3.120			
		C 2018 M300 - TAP - Flexible Transportation Alternatives Prog	3.120			
		C 2019 M300 - TAP - Flexible Transportation Alternatives Prog	3.120			
		C 2020 M300 - TAP - Flexible Transportation Alternatives Prog	3.120			
		C 2021 M300 - TAP - Flexible Transportation Alternatives Prog	3.120			
		C 2022 M300 - TAP - Flexible Transportation Alternatives Prog	3.120			
		C 2023 M300 - TAP - Flexible Transportation Alternatives Prog	3.120			
		C 2024 M300 - TAP - Flexible Transportation Alternatives Prog	3.120			
Highway and Bridge			I-Total:		31.202	
STATEWIDE IMPPP [3927]	PAVEMENT	INTERSTATE MAINTENANCE & INTERSTATE PAVEMENT PRESERVATION PROGRAM (Annual Program)				Interstate paving program, average of \$6 million annually for preservation needs.
		<u>Interstate Maintenance</u>				
		C 2015 M001 - National Highway Performance Program (NHPP)	5.920			
		C 2016 M001 - National Highway Performance Program (NHPP)	5.920			
		C 2017 M001 - National Highway Performance Program (NHPP)	5.920			
		C 2018 M001 - National Highway Performance Program (NHPP)	5.920			
		C 2019 M001 - National Highway Performance Program (NHPP)	5.920			
		C 2020 M001 - National Highway Performance Program (NHPP)	5.920			
		C 2021 M001 - National Highway Performance Program (NHPP)	5.920			
		C 2022 M001 - National Highway Performance Program (NHPP)	5.920			
		C 2023 M001 - National Highway Performance Program (NHPP)	5.920			
		C 2024 M001 - National Highway Performance Program (NHPP)	5.920			
		P 2015 M001 - National Highway Performance Program (NHPP)	.100			
		P 2016 M001 - National Highway Performance Program (NHPP)	.100			
		P 2017 M001 - National Highway Performance Program (NHPP)	.100			
		P 2018 M001 - National Highway Performance Program (NHPP)	.100			
		P 2019 M001 - National Highway Performance Program (NHPP)	.100			
		P 2020 M001 - National Highway Performance Program (NHPP)	.100			
		P 2021 M001 - National Highway Performance Program (NHPP)	.100			
		P 2022 M001 - National Highway Performance Program (NHPP)	.100			
		P 2023 M001 - National Highway Performance Program (NHPP)	.100			
		P 2024 M001 - National Highway Performance Program (NHPP)	.100			
Highway and Bridge			I-Total:		60.200	

Phase: C = Construction P = Preliminary Engineering R = Right of Way

Project Name#/Id	Route/Road:	Location; Scope of Work	I\$(M)	Previous Prog. Yr	Previous Totals	Comments:
STATEWIDE PRRCS [452]	PAVEMENT	PAVEMENT RESURFACING, REHABILITATION & CRACKSEAL PROGRAM & RELATED WORK (Annual Federal Resurfacing Program)				Federal Resurfacing program. \$16 million annually for preservation needs. Additional in years 15-17 from Statewide exit number signing.
Preservation-Maintenance						
		C 2015 M240 - STP - Flexible	16.195			
		C 2016 M240 - STP - Flexible	16.105			
		C 2017 M240 - STP - Flexible	16.205			
		C 2018 M240 - STP - Flexible	15.775			
		C 2019 M240 - STP - Flexible	15.775			
		C 2020 M240 - STP - Flexible	15.775			
		C 2021 M240 - STP - Flexible	15.775			
		C 2022 M240 - STP - Flexible	15.775			
		C 2023 M240 - STP - Flexible	15.775			
		C 2024 M240 - STP - Flexible	15.775			
		P 2015 M240 - STP - Flexible	.375			
		P 2016 M240 - STP - Flexible	.375			
		P 2017 M240 - STP - Flexible	.375			
		P 2018 M240 - STP - Flexible	.375			
		P 2019 M240 - STP - Flexible	.375			
		P 2020 M240 - STP - Flexible	.375			
		P 2021 M240 - STP - Flexible	.375			
		P 2022 M240 - STP - Flexible	.375			
		P 2023 M240 - STP - Flexible	.375			
		P 2024 M240 - STP - Flexible	.375			
		R 2015 M240 - STP - Flexible	.025			
		R 2016 M240 - STP - Flexible	.025			
		R 2017 M240 - STP - Flexible	.025			
		R 2018 M240 - STP - Flexible	.025			
		R 2019 M240 - STP - Flexible	.025			
		R 2020 M240 - STP - Flexible	.025			
		R 2021 M240 - STP - Flexible	.025			
		R 2022 M240 - STP - Flexible	.025			
		R 2023 M240 - STP - Flexible	.025			
		R 2024 M240 - STP - Flexible	.025			
		I-Total:	162.930			

Highway and Bridge

Phase: C = Construction P = Preliminary Engineering R = Right of Way

Project Name#/Id	Route/Road:	Location; Scope of Work	I\$(M)	Previous Prog. Yr	Previous Totals	Comments:
STATEWIDE DISTRICTS BRES [581]	PAVEMENT	RESURFACE @ VARIOUS LOCATIONS (Annual Advertised Projects)				Statewide District Betterment Resurfacing Program (\$12M/yr x 10 = \$120M).Additional Program funds from SB 367, road toll increase (if passed).

Preservation-Maintenance

C	2015	BET - BETTERMENT (State FY)	12,000		
C	2015	S367 - Senate Bill 367 Road Toll Increase	13,200		
C	2016	BET - BETTERMENT (State FY)	12,000		
C	2016	S367 - Senate Bill 367 Road Toll Increase	13,200		
C	2017	BET - BETTERMENT (State FY)	12,000		
C	2017	S367 - Senate Bill 367 Road Toll Increase	12,000		
C	2018	BET - BETTERMENT (State FY)	12,000		
C	2018	S367 - Senate Bill 367 Road Toll Increase	5,800		
C	2019	BET - BETTERMENT (State FY)	12,000		
C	2019	S367 - Senate Bill 367 Road Toll Increase	5,800		
C	2020	BET - BETTERMENT (State FY)	12,000		
C	2020	S367 - Senate Bill 367 Road Toll Increase	5,700		
C	2021	BET - BETTERMENT (State FY)	12,000		
C	2021	S367 - Senate Bill 367 Road Toll Increase	5,600		
C	2022	BET - BETTERMENT (State FY)	12,000		
C	2022	S367 - Senate Bill 367 Road Toll Increase	5,500		
C	2023	BET - BETTERMENT (State FY)	12,000		
C	2023	S367 - Senate Bill 367 Road Toll Increase	5,400		
C	2024	BET - BETTERMENT (State FY)	12,000		
C	2024	S367 - Senate Bill 367 Road Toll Increase	5,300		

Highway and Bridge

I-Total: 197,500

STATEWIDE DISTRICTS BRL [792]	PAVEMENT	ROADWAY LEVELING @ VARIOUS LOCATIONS FOR NEXT FISCAL YEAR RESURFACING (Annual Project)				Force Account Through District Staff. Yearly pavement leveling.
--	----------	--	--	--	--	---

Preservation-Maintenance

C	2015	BET - BETTERMENT (State FY)	2,400		
C	2016	BET - BETTERMENT (State FY)	2,400		
C	2017	BET - BETTERMENT (State FY)	2,400		
C	2018	BET - BETTERMENT (State FY)	2,400		
C	2019	BET - BETTERMENT (State FY)	2,400		
C	2020	BET - BETTERMENT (State FY)	2,400		
C	2021	BET - BETTERMENT (State FY)	2,400		
C	2022	BET - BETTERMENT (State FY)	2,400		
C	2023	BET - BETTERMENT (State FY)	2,400		
C	2024	BET - BETTERMENT (State FY)	2,400		

Highway and Bridge

I-Total: 24,000

Phase: C = Construction P = Preliminary Engineering R = Right of Way

Project Name#/Id	Route/Road:	Location; Scope of Work	I\$(M)	Previous Prog. Yr	Previous Totals	Comments:
STATEWIDE HWY REHABILITATION BRSR [6730]	PAVEMENT	REHABILITATION OF SECONDARY ROUTES & OTHER RELATED WORK, TREATMENT TO VARY [Parent] {Betterment}				Specific Project from Statewide Program, additional program funds from SB 367, road toll increase (if passed).
<u>Preservation-Maintenance</u>						
		C 2015 BET - BETTERMENT (State FY)	3,600			
		C 2015 S367 - Senate Bill 367 Road Toll Increase	12,000			
		C 2016 BET - BETTERMENT (State FY)	3,600			
		C 2016 S367 - Senate Bill 367 Road Toll Increase	9,364			
		C 2017 BET - BETTERMENT (State FY)	3,600			
		C 2017 S367 - Senate Bill 367 Road Toll Increase	2,200			
		C 2018 BET - BETTERMENT (State FY)	3,600			
		C 2019 BET - BETTERMENT (State FY)	3,600			
		C 2020 BET - BETTERMENT (State FY)	3,600			
		C 2021 BET - BETTERMENT (State FY)	3,600			
		C 2022 BET - BETTERMENT (State FY)	3,600			
		C 2023 BET - BETTERMENT (State FY)	3,600			
		C 2024 BET - BETTERMENT (State FY)	3,600			
			<u>3,600</u>			
Highway and Bridge			I-Total:			59,564

Phase: C = Construction P = Preliminary Engineering R = Right of Way

Project Name#/Id	Route/Road:	Location; Scope of Work	I\$(M)	Previous Prog. Yr	Previous Totals	Comments:
STATEWIDE SSRR [4148]	PAVEMENT	SECONDARY SYSTEM RECLAMATION / REHAB WITH VARIOUS PAVEMENT TREATMENTS [Parent]				Secondary road rehabilitation program, \$3 million annually for preservation needs.
<u>Preservation-Maintenance</u>						
		C 2015 M240 - STP - Flexible	2,900			
		C 2016 M240 - STP - Flexible	2,900			
		C 2017 M240 - STP - Flexible	2,900			
		C 2018 M240 - STP - Flexible	2,900			
		C 2019 M240 - STP - Flexible	2,900			
		C 2020 M240 - STP - Flexible	2,900			
		C 2021 M240 - STP - Flexible	2,900			
		C 2022 M240 - STP - Flexible	2,900			
		C 2023 M240 - STP - Flexible	2,900			
		C 2024 M240 - STP - Flexible	2,900			
		P 2015 M240 - STP - Flexible	.100			
		P 2016 M240 - STP - Flexible	.100			
		P 2017 M240 - STP - Flexible	.100			
		P 2018 M240 - STP - Flexible	.100			
		P 2019 M240 - STP - Flexible	.100			
		P 2020 M240 - STP - Flexible	.100			
		P 2021 M240 - STP - Flexible	.100			
		P 2022 M240 - STP - Flexible	.100			
		P 2023 M240 - STP - Flexible	.100			
		P 2024 M240 - STP - Flexible	.100			
		R 2015 M240 - STP - Flexible	.005			
		R 2016 M240 - STP - Flexible	.005			
		R 2017 M240 - STP - Flexible	.005			
		R 2018 M240 - STP - Flexible	.005			
		R 2019 M240 - STP - Flexible	.005			
		R 2020 M240 - STP - Flexible	.005			
		R 2021 M240 - STP - Flexible	.005			
		R 2022 M240 - STP - Flexible	.005			
		R 2023 M240 - STP - Flexible	.005			
		R 2024 M240 - STP - Flexible	.005			
			<u>I-Total:</u>			
						30.050

Highway and Bridge

Phase: C = Construction P = Preliminary Engineering R = Right of Way

Project Name#/Id	Route/Road:	Location; Scope of Work	I\$(M)	Previous Prog. Yr	Previous Totals	Comments:
STATEWIDE FBRPI [6601]	PRESERVATION	BRIDGE REHABILITATION, PAINTING, PRESERVATION & IMPROVEMENT PROJECTS (Federal Program)				Bridge preservation program \$8 million annually for preservation needs.
Bridges						
		C 2015 M240 - STP - Flexible	7,880			
		C 2016 M240 - STP - Flexible	7,880			
		C 2017 M240 - STP - Flexible	7,880			
		C 2018 M240 - STP - Flexible	7,880			
		C 2019 M240 - STP - Flexible	7,880			
		C 2020 M240 - STP - Flexible	7,880			
		C 2021 M240 - STP - Flexible	7,880			
		C 2022 M240 - STP - Flexible	7,880			
		C 2023 M240 - STP - Flexible	7,880			
		C 2024 M240 - STP - Flexible	7,880			
		P 2015 M240 - STP - Flexible	.100			
		P 2016 M240 - STP - Flexible	.100			
		P 2017 M240 - STP - Flexible	.100			
		P 2018 M240 - STP - Flexible	.100			
		P 2019 M240 - STP - Flexible	.100			
		P 2020 M240 - STP - Flexible	.100			
		P 2021 M240 - STP - Flexible	.100			
		P 2022 M240 - STP - Flexible	.100			
		P 2023 M240 - STP - Flexible	.100			
		P 2024 M240 - STP - Flexible	.100			
		R 2015 M240 - STP - Flexible	.020			
		R 2016 M240 - STP - Flexible	.020			
		R 2017 M240 - STP - Flexible	.020			
		R 2018 M240 - STP - Flexible	.020			
		R 2019 M240 - STP - Flexible	.020			
		R 2020 M240 - STP - Flexible	.020			
		R 2021 M240 - STP - Flexible	.020			
		R 2022 M240 - STP - Flexible	.020			
		R 2023 M240 - STP - Flexible	.020			
		R 2024 M240 - STP - Flexible	.020			
		I-Total:	80,000			

Highway and Bridge

Phase: C = Construction P = Preliminary Engineering R = Right of Way

Project Name#/Id	Route/Road:	Location; Scope of Work	I\$(M)	Previous Prog. Yr	Previous Totals	Comments:
STATEWIDE CRDR [4157]	PRESERVATION	CULVERT REPLACEMENT/REHABILITATION & DRAINAGE REPAIRS (Annual Project)				Culvert replacement program \$1 million annually for preservation needs.
<u>Preservation-Maintenance</u>						
		C 2015 M240 - STP - Flexible	.870			
		C 2016 M240 - STP - Flexible	.870			
		C 2017 M240 - STP - Flexible	.870			
		C 2018 M240 - STP - Flexible	.870			
		C 2019 M240 - STP - Flexible	.870			
		C 2020 M240 - STP - Flexible	.870			
		C 2021 M240 - STP - Flexible	.870			
		C 2022 M240 - STP - Flexible	.870			
		C 2023 M240 - STP - Flexible	.870			
		C 2024 M240 - STP - Flexible	.870			
		P 2015 M240 - STP - Flexible	.100			
		P 2016 M240 - STP - Flexible	.100			
		P 2017 M240 - STP - Flexible	.100			
		P 2018 M240 - STP - Flexible	.100			
		P 2019 M240 - STP - Flexible	.100			
		P 2020 M240 - STP - Flexible	.100			
		P 2021 M240 - STP - Flexible	.100			
		P 2022 M240 - STP - Flexible	.100			
		P 2023 M240 - STP - Flexible	.100			
		P 2024 M240 - STP - Flexible	.100			
		R 2015 M240 - STP - Flexible	.030			
		R 2016 M240 - STP - Flexible	.030			
		R 2017 M240 - STP - Flexible	.030			
		R 2018 M240 - STP - Flexible	.030			
		R 2019 M240 - STP - Flexible	.030			
		R 2020 M240 - STP - Flexible	.030			
		R 2021 M240 - STP - Flexible	.030			
		R 2022 M240 - STP - Flexible	.030			
		R 2023 M240 - STP - Flexible	.030			
		R 2024 M240 - STP - Flexible	.030			
		I-Total:	10.000			

Highway and Bridge

Phase: C = Construction P = Preliminary Engineering R = Right of Way

Project Name#/Id	Route/Road:	Location; Scope of Work	I\$(M)	Previous Prog. Yr	Previous Totals	Comments:
STATEWIDE CBI [7237]	PRESERVATION	COMPLEX BRIDGE INSPECTION (PARENT)				
<u>Preservation-Maintenance</u>						
		P 2016 M240 - STP - Flexible	.025			
		P 2017 M240 - STP - Flexible	.025			
		P 2018 M240 - STP - Flexible	.025			
		P 2019 M240 - STP - Flexible	.025			
		P 2020 M240 - STP - Flexible	.025			
		P 2021 M240 - STP - Flexible	.025			
		P 2022 M240 - STP - Flexible	.025			
		P 2023 M240 - STP - Flexible	.025			
		P 2024 M240 - STP - Flexible	.025			
Highway and Bridge			<u>.225</u>			
STATEWIDE- BET DRAINAGE BDRG [8732]	PRESERVATION	DRAINAGE IMPROVEMENTS PROGRAMMATIC				
<u>Preservation-Maintenance</u>						
		C 2015 BET - BETTERMENT (State FY)	.500			
		C 2016 BET - BETTERMENT (State FY)	.500			
		C 2017 BET - BETTERMENT (State FY)	.500			
		C 2018 BET - BETTERMENT (State FY)	.500			
		C 2019 BET - BETTERMENT (State FY)	.500			
		C 2020 BET - BETTERMENT (State FY)	.500			
		C 2021 BET - BETTERMENT (State FY)	.500			
		C 2022 BET - BETTERMENT (State FY)	.500			
		C 2023 BET - BETTERMENT (State FY)	.500			
		C 2024 BET - BETTERMENT (State FY)	.500			
Highway and Bridge			<u>5.000</u>			

Phase: C = Construction P = Preliminary Engineering R = Right of Way

Project Name#/Id	Route/Road:	Location; Scope of Work	I\$(M)	Previous Prog. Yr	Previous Totals	Comments:
STATEWIDE GRR [785]	PRESERVATION	GUARDRAIL REPLACEMENT [Federal Aid Guardrail Improvement Program] (Annual Project)				Guardrail Replacement program, \$2 million annually for preservation needs.
<u>Preservation-Maintenance</u>						
		C 2015 M240 - STP - Flexible	1,880			
		C 2016 M240 - STP - Flexible	1,880			
		C 2017 M240 - STP - Flexible	1,880			
		C 2018 M240 - STP - Flexible	1,880			
		C 2019 M240 - STP - Flexible	1,880			
		C 2020 M240 - STP - Flexible	1,880			
		C 2021 M240 - STP - Flexible	1,880			
		C 2022 M240 - STP - Flexible	1,880			
		C 2023 M240 - STP - Flexible	1,880			
		C 2024 M240 - STP - Flexible	1,880			
		P 2015 M240 - STP - Flexible	.150			
		P 2016 M240 - STP - Flexible	.150			
		P 2017 M240 - STP - Flexible	.150			
		P 2018 M240 - STP - Flexible	.150			
		P 2019 M240 - STP - Flexible	.150			
		P 2020 M240 - STP - Flexible	.150			
		P 2021 M240 - STP - Flexible	.150			
		P 2022 M240 - STP - Flexible	.150			
		P 2023 M240 - STP - Flexible	.150			
		P 2024 M240 - STP - Flexible	.150			
		R 2015 M240 - STP - Flexible	.005			
		R 2016 M240 - STP - Flexible	.005			
		R 2017 M240 - STP - Flexible	.005			
		R 2018 M240 - STP - Flexible	.005			
		R 2019 M240 - STP - Flexible	.005			
		R 2020 M240 - STP - Flexible	.005			
		R 2021 M240 - STP - Flexible	.005			
		R 2022 M240 - STP - Flexible	.005			
		R 2023 M240 - STP - Flexible	.005			
		R 2024 M240 - STP - Flexible	.005			
		I-Total:	20.350			

Highway and Bridge

Phase: C = Construction P = Preliminary Engineering R = Right of Way

Project Name#/Id	Route/Road:	Location; Scope of Work	I\$(M)	Previous Prog. Yr	Previous Totals	Comments:
STATEWIDE HSIP [6767]	PRESERVATION	HIGHWAY SAFETY IMPROVEMENT PROGRAM (HSIP) [PARENT]				Federal specified funding for safety projects in accordance with the Highway Safety Improvement Program.
<u>Mandated Federal</u>						
		C 2015 MS30 - Highway Safety Improvement Program (HSIP)	9,546			
		C 2016 MS30 - Highway Safety Improvement Program (HSIP)	9,546			
		C 2017 MS30 - Highway Safety Improvement Program (HSIP)	9,546			
		C 2018 MS30 - Highway Safety Improvement Program (HSIP)	9,546			
		C 2019 MS30 - Highway Safety Improvement Program (HSIP)	9,546			
		C 2020 MS30 - Highway Safety Improvement Program (HSIP)	9,546			
		C 2021 MS30 - Highway Safety Improvement Program (HSIP)	9,546			
		C 2022 MS30 - Highway Safety Improvement Program (HSIP)	9,546			
		C 2023 MS30 - Highway Safety Improvement Program (HSIP)	9,546			
		C 2024 MS30 - Highway Safety Improvement Program (HSIP)	9,546			
		P 2015 MS30 - Highway Safety Improvement Program (HSIP)	.222			
		P 2016 MS30 - Highway Safety Improvement Program (HSIP)	.222			
		P 2017 MS30 - Highway Safety Improvement Program (HSIP)	.222			
		P 2018 MS30 - Highway Safety Improvement Program (HSIP)	.222			
		P 2019 MS30 - Highway Safety Improvement Program (HSIP)	.222			
		P 2020 MS30 - Highway Safety Improvement Program (HSIP)	.222			
		P 2021 MS30 - Highway Safety Improvement Program (HSIP)	.222			
		P 2022 MS30 - Highway Safety Improvement Program (HSIP)	.222			
		P 2023 MS30 - Highway Safety Improvement Program (HSIP)	.222			
		P 2024 MS30 - Highway Safety Improvement Program (HSIP)	.222			
		R 2015 MS30 - Highway Safety Improvement Program (HSIP)	.033			
		R 2016 MS30 - Highway Safety Improvement Program (HSIP)	.033			
		R 2017 MS30 - Highway Safety Improvement Program (HSIP)	.033			
		R 2018 MS30 - Highway Safety Improvement Program (HSIP)	.033			
		R 2019 MS30 - Highway Safety Improvement Program (HSIP)	.033			
		R 2020 MS30 - Highway Safety Improvement Program (HSIP)	.033			
		R 2021 MS30 - Highway Safety Improvement Program (HSIP)	.033			
		R 2022 MS30 - Highway Safety Improvement Program (HSIP)	.033			
		R 2023 MS30 - Highway Safety Improvement Program (HSIP)	.033			
		R 2024 MS30 - Highway Safety Improvement Program (HSIP)	.033			
Highway and Bridge			I-Total:		98,015	

Phase: C = Construction P = Preliminary Engineering R = Right of Way

Project Name#/Id	Route/Road:	Location; Scope of Work	I\$(M)	Previous Prog. Yr	Previous Totals	Comments:
STATEWIDE- BET BR REHAB BETBMT [8730] <u>Preservation-Maintenance</u>	PRESERVATION	RECONSTRUCTION AND REPAIR OF STATE BRIDGES. PROGRAMMATIC.				
		C 2015 BET - BETTERMENT (State FY)	.500			
		C 2016 BET - BETTERMENT (State FY)	.500			
		C 2017 BET - BETTERMENT (State FY)	.500			
		C 2018 BET - BETTERMENT (State FY)	.500			
		C 2019 BET - BETTERMENT (State FY)	.500			
		C 2020 BET - BETTERMENT (State FY)	.500			
		C 2021 BET - BETTERMENT (State FY)	.500			
		C 2022 BET - BETTERMENT (State FY)	.500			
		C 2023 BET - BETTERMENT (State FY)	.500			
		C 2024 BET - BETTERMENT (State FY)	.500			
Highway and Bridge			I-Total:			5,000

Phase: C = Construction P = Preliminary Engineering R = Right of Way

Project Name#/Id	Route/Road:	Location; Scope of Work	I\$(M)	Previous Prog. Yr	Previous Totals	Comments:
STATEWIDE RRCS [1147]	RAIL	RECONSTRUCTION OF CROSSINGS, SIGNALS, & RELATED WORK (Annual Project)				Force Account with Railroad to improve safety of railroad crossings.
<u>Mandated Federal</u>						
		C 2015 MS40 - Railway-Highway - Hazard Elimination	.550			
		C 2015 MS50 - Railway-Highway - Protective Devices	.550			
		C 2016 MS40 - Railway-Highway - Hazard Elimination	.550			
		C 2016 MS50 - Railway-Highway - Protective Devices	.550			
		C 2017 MS40 - Railway-Highway - Hazard Elimination	.550			
		C 2017 MS50 - Railway-Highway - Protective Devices	.550			
		C 2018 MS40 - Railway-Highway - Hazard Elimination	.550			
		C 2018 MS50 - Railway-Highway - Protective Devices	.550			
		C 2019 MS40 - Railway-Highway - Hazard Elimination	.550			
		C 2019 MS50 - Railway-Highway - Protective Devices	.550			
		C 2020 MS40 - Railway-Highway - Hazard Elimination	.550			
		C 2020 MS50 - Railway-Highway - Protective Devices	.550			
		C 2021 MS40 - Railway-Highway - Hazard Elimination	.550			
		C 2021 MS50 - Railway-Highway - Protective Devices	.550			
		C 2022 MS40 - Railway-Highway - Hazard Elimination	.550			
		C 2022 MS50 - Railway-Highway - Protective Devices	.550			
		C 2023 MS40 - Railway-Highway - Hazard Elimination	.550			
		C 2023 MS50 - Railway-Highway - Protective Devices	.550			
		C 2024 MS40 - Railway-Highway - Hazard Elimination	.550			
		C 2024 MS50 - Railway-Highway - Protective Devices	.550			
		P 2015 MS50 - Railway-Highway - Protective Devices	.040			
		P 2016 MS40 - Railway-Highway - Hazard Elimination	.040			
		P 2017 MS50 - Railway-Highway - Protective Devices	.040			
		P 2018 MS40 - Railway-Highway - Hazard Elimination	.040			
		P 2019 MS50 - Railway-Highway - Protective Devices	.040			
		P 2020 MS40 - Railway-Highway - Hazard Elimination	.040			
		P 2021 MS50 - Railway-Highway - Protective Devices	.040			
		P 2022 MS40 - Railway-Highway - Hazard Elimination	.040			
		P 2023 MS50 - Railway-Highway - Protective Devices	.040			
		P 2024 MS40 - Railway-Highway - Hazard Elimination	.040			
		R 2015 MS50 - Railway-Highway - Protective Devices	.020			
		R 2016 MS40 - Railway-Highway - Hazard Elimination	.020			
		R 2017 MS50 - Railway-Highway - Protective Devices	.020			
		R 2018 MS40 - Railway-Highway - Hazard Elimination	.020			
		R 2019 MS50 - Railway-Highway - Protective Devices	.020			
		R 2020 MS40 - Railway-Highway - Hazard Elimination	.020			
		R 2021 MS50 - Railway-Highway - Protective Devices	.020			
		R 2022 MS40 - Railway-Highway - Hazard Elimination	.020			
		R 2023 MS50 - Railway-Highway - Protective Devices	.020			
		R 2024 MS40 - Railway-Highway - Hazard Elimination	.020			
		I-Total:	11.596			

Rail

Phase: C = Construction P = Preliminary Engineering R = Right of Way

Project Name#/Id	Route/Road:	Location; Scope of Work	I\$(M)	Previous Prog. Yr	Previous Totals	Comments:
STATEWIDE PVMRK [1146] <u>Preservation-Maintenance</u>	TRAFFIC	PAVEMENT MARKING (Annual Project)				Annual pavement striping program funding.
		C 2015 M240 - STP - Flexible	3.100			
		C 2016 M240 - STP - Flexible	3.100			
		C 2017 M240 - STP - Flexible	3.100			
		C 2018 M240 - STP - Flexible	3.100			
		C 2019 M240 - STP - Flexible	3.100			
		C 2020 M240 - STP - Flexible	3.100			
		C 2021 M240 - STP - Flexible	3.100			
		C 2022 M240 - STP - Flexible	3.100			
		C 2023 M240 - STP - Flexible	3.100			
		C 2024 M240 - STP - Flexible	<u>3.100</u>			
Highway and Bridge			I-Total:			31.000
STATEWIDE DISTRICTS BSEU [3833] <u>Preservation-Maintenance</u>	TRAFFIC	SIGNAL EQUIPMENT UPGRADES @ VARIOUS LOCATIONS (Bureau of Traffic)				Small State System Signal Improvement Project.
		C 2015 BET - BETTERMENT (State FY)	.100			
		C 2016 BET - BETTERMENT (State FY)	.100			
		C 2017 BET - BETTERMENT (State FY)	.100			
		C 2018 BET - BETTERMENT (State FY)	.100			
		C 2019 BET - BETTERMENT (State FY)	.100			
		C 2020 BET - BETTERMENT (State FY)	.100			
		C 2021 BET - BETTERMENT (State FY)	.100			
		C 2022 BET - BETTERMENT (State FY)	.100			
		C 2023 BET - BETTERMENT (State FY)	.100			
		C 2024 BET - BETTERMENT (State FY)	<u>.100</u>			
Highway and Bridge			I-Total:			1.000

Phase: C = Construction P = Preliminary Engineering R = Right of Way

Project Name#/Id	Route/Road:	Location; Scope of Work	I\$(M)	Previous Prog. Yr	Previous Totals	Comments:
STATEWIDE TSMO [4227]	TRAFFIC	TRANSPORTATION SYSTEMS MANAGEMENT & OPERATIONS (ITS, CARS-511)				Programmatic operational funding support for TMC.
<u>Individual Projects</u>						
		P 2015 M240 - STP - Flexible	.250			
		P 2016 M240 - STP - Flexible	.250			
		P 2017 M240 - STP - Flexible	.250			
		P 2018 M240 - STP - Flexible	.250			
		P 2019 M240 - STP - Flexible	.250			
		P 2020 M240 - STP - Flexible	.250			
		P 2021 M240 - STP - Flexible	.250			
		P 2022 M240 - STP - Flexible	.250			
		P 2023 M240 - STP - Flexible	.250			
		P 2024 M240 - STP - Flexible	.250			
Highway and Bridge			I-Total:		2,500	
STATEWIDE USSS [2735]	TRAFFIC	UPDATE SIGNING ON STATE SYSTEM (Annual Project)				Signing Replacement / Upgrade Program. \$0.5M annually for preservation needs.
<u>Preservation-Maintenance</u>						
		C 2015 M240 - STP - Flexible	.500			
		C 2016 M240 - STP - Flexible	.500			
		C 2017 M240 - STP - Flexible	.500			
		C 2018 M240 - STP - Flexible	.500			
		C 2019 M240 - STP - Flexible	.500			
		C 2020 M240 - STP - Flexible	.500			
		C 2021 M240 - STP - Flexible	.500			
		C 2022 M240 - STP - Flexible	.500			
		C 2023 M240 - STP - Flexible	.500			
		C 2024 M240 - STP - Flexible	.500			
		P 2015 M240 - STP - Flexible	.010			
		P 2016 M240 - STP - Flexible	.010			
		P 2017 M240 - STP - Flexible	.010			
		P 2018 M240 - STP - Flexible	.010			
		P 2019 M240 - STP - Flexible	.010			
		P 2020 M240 - STP - Flexible	.010			
		P 2021 M240 - STP - Flexible	.010			
		P 2022 M240 - STP - Flexible	.010			
		P 2023 M240 - STP - Flexible	.010			
		P 2024 M240 - STP - Flexible	.010			
Highway and Bridge			I-Total:		5,100	

Phase: C = Construction P = Preliminary Engineering R = Right of Way

Project Name#/Id	Route/Road:	Location; Scope of Work	I\$(M)	Previous Prog. Yr	Previous Totals	Comments:
STATEWIDE [8334]	TRANSIT	ELDERLY AND DISABLED (POINT OF SERVICE) [STP Transfer to 5310]				Supports Point of Service Transportation activities through the region coordinating committees.
<u>Individual Projects</u>						
		C 2015 M240 - STP - Flexible	.800			
		C 2016 M240 - STP - Flexible	.800			
		C 2017 M240 - STP - Flexible	.800			
		C 2018 M240 - STP - Flexible	.800			
		C 2019 M240 - STP - Flexible	.800			
		C 2020 M240 - STP - Flexible	.800			
		C 2021 M240 - STP - Flexible	.800			
		C 2022 M240 - STP - Flexible	.800			
		C 2023 M240 - STP - Flexible	.800			
		C 2023 M240 - STP - Flexible	.800			
		C 2024 M240 - STP - Flexible	.800			
		C 2024 M240 - STP - Flexible	.800			
Highway and Bridge			I-Total:		9.600	
STATEWIDE RWIS 25198 [8635]	VARIOUS	DESIGN, PROCURE AND INSTALL ROAD AND WEATHER INFORMATION SYSTEM INFRASTRUCTURE, FIELD INSTALLED WEATHER STATIONS AND MOBILE WEATHER DEVICES				
<u>Individual Projects</u>						
		C 2015 M240 - STP - Flexible	.170			New Project
Highway and Bridge			I-Total:		.170	
STATEWIDE 27022 [11731]	VARIOUS	MAINTENANCE OF STATEWIDE ITS DEVICES				
<u>Preservation-Maintenance</u>						
		C 2015 M240 - STP - Flexible	.114			
Highway and Bridge			I-Total:		.114	
STEWARTSTOWN 16312 [6782]	NH 145	REPLACE BRIDGE OVER BISHOP BROOK - 121/114 (Red List)				2013 Bridge Priority #6
<u>Red List Bridges</u>						
		C 2016 L1C0 - BRIDGE PROGRAM - ON/OFF SYSTEM	2.109			New Project
		P 2015 L1C0 - BRIDGE PROGRAM - ON/OFF SYSTEM	.040			
		P 2016 L1C0 - BRIDGE PROGRAM - ON/OFF SYSTEM	.041			
		R 2015 L1C0 - BRIDGE PROGRAM - ON/OFF SYSTEM	.011			
		R 2016 L1C0 - BRIDGE PROGRAM - ON/OFF SYSTEM	.006			
Highway and Bridge			I-Total:		2.207	

Phase: C = Construction P = Preliminary Engineering R = Right of Way

Project Name#/Id	Route/Road:	Location; Scope of Work	I\$(M)	Previous Prog. Yr	Previous Totals	Comments:
STEWARTSTOWN, NH - CANAAN, VT 15838 [7416] <u>Red List Bridges</u>	BRIDGE STREET	BRIDGE REHABILITATION OVER CONNECTICUT RIVER - 054/163 {Red List}				2013 Bridge Priority #3.
		C 2016 L110 - BRIDGE PROGRAM - OFF SYSTEM	3,834	2016		
		C 2016 L110 - BRIDGE PROGRAM - OFF SYSTEM	.767	2016		
		C 2016 VT - VERMONT'S CONTRIBUTION	.272	2016		
		C 2016 VT - VERMONT'S CONTRIBUTION	1,356	2016		
Highway and Bridge			I-Total:		6,229	
SUGAR HILL 24218 [8581] <u>Municipal Bridges</u>	CRANE HILL ROAD	BRIDGE REHAB OVER GALE RIVER - 202/128 [SAB*4216] {State Aid Bridge Program}				Specific project from Statewide program, Local Administration.
		C 2022 SAB - STATE AID BRIDGE (State FY)	.978	New Project		
		P 2022 SAB - STATE AID BRIDGE (State FY)	.129			
		R 2022 SAB - STATE AID BRIDGE (State FY)	.006			
Highway and Bridge			I-Total:		1,113	
SUMMER YOUTH LANDSCAPE PROGRAM SMRLN [1766] <u>Individual Projects</u>	ADMINISTRATION	ESTABLISHMENT OF SUMMER LANDSCAPING YOUTH PROGRAM TO PERFORM MAINTENANCE & OTHER RELATED WORK STATEWIDE [Annual Project]				Program Funding for Summer Landscaping Youth Program.
		C 2015 M240 - STP - Flexible	.040			
		C 2016 M240 - STP - Flexible	.040			
		C 2017 M240 - STP - Flexible	.040			
		C 2018 M240 - STP - Flexible	.040			
		C 2019 M240 - STP - Flexible	.040			
		C 2020 M240 - STP - Flexible	.040			
		C 2021 M240 - STP - Flexible	.040			
		C 2022 M240 - STP - Flexible	.040			
		C 2023 M240 - STP - Flexible	.040			
		C 2024 M240 - STP - Flexible	.040			
Highway and Bridge			I-Total:		.400	
SUNAPEE 15836 [7414] <u>Municipal Bridges</u>	LOWER MAIN STREET	REPAIR / REPLACE BRIDGE OVER SUGAR RIVER - 094/100 {Red List} [SAB*4216] {State Aid Bridge Program}				Specific project from Statewide program, Local Administration.
		C 2017 SAB - STATE AID BRIDGE (State FY)	.426	2017		
		P 2017 SAB - STATE AID BRIDGE (State FY)	.074			
Highway and Bridge			I-Total:		.499	

Phase: C = Construction P = Preliminary Engineering R = Right of Way

Project Name#/Id	Route/Road:	Location; Scope of Work	I\$(M)	Previous Prog. Yr	Previous Totals	Comments:
Swanzey 27692 [12300] <u>Red List Bridges</u>	NH 32	Bridge replacement, over Marlin Brook Br # 149/072. (RED LIST)				Bridge Priority List #76.
Highway and Bridge		C 2023 M240 - STP - Flexible	1.726			New Project
		I-Total:	1.726			
TAMWORTH 16239 [7813] <u>Red List Bridges</u>	NH 113	BRIDGE REPLACEMENT OVER BEARCAMP RIVER - 150/106 {Red List}				2013 Bridge Priority #79
Highway and Bridge		C 2022 L1C0 - BRIDGE PROGRAM - ON/OFF SYSTEM	6.369	2022		
		P 2015 M001 - National Highway Performance Program (NHPP)	.341			
		I-Total:	6.709			
THORNTON 15938 [7523] <u>Municipal Bridges</u>	COVERED BRIDGE ROAD	BRIDGE REHABILITATION OVER MILL BROOK - 183/107 {Red List} [SAB*4216] {State Aid Bridge Program}				Specific project from Statewide program, Local Administration.
Highway and Bridge		C 2018 SAB - STATE AID BRIDGE (State FY)	.760	2018		
		P 2018 SAB - STATE AID BRIDGE (State FY)	.119			
		R 2018 SAB - STATE AID BRIDGE (State FY)	.011			
		I-Total:	.890			
TMC - MAINTENANCE TMC-MAINT [8636] <u>Individual Projects</u>		ITS MAINTENANCE OPERATIONS TO INCLUDE CCTV, DMS, RWIS, VSL, MICROWAVE AND FIBER OPTIC INFRASTRUCTURE [Annual Program]				
Highway and Bridge		C 2015 M240 - STP - Flexible	.103			New Project
		I-Total:	.103			
UNH / Wildcat Transit 68070 [99995] <u>Transit</u>	Various	Capital Equipment Purchases and Operating Support for UNH/Wildcat Bus Services				
		C 2015 M400 - CMAQ - Congestion Mitigation & Air Quality Improve	.199			
		I-Total:	.199			
WALPOLE - CHARLESTOWN 14747 [1891] <u>Individual Projects</u>	NH 12	RECONSTRUCTION FROM MAIN STREET IN WALPOLE TO NH 12A IN CHARLESTOWN, REMOVE CONCRETE BASE, ADD SHOULDERS AND IMPROVE DRAINAGE				ULSRPC Regional Priority #1
Highway and Bridge		C 2016 L250 - STP - RURAL AREAS < 5,000k	9.585	2015		
		C 2017 L250 - STP - RURAL AREAS < 5,000k	4.396	2016		
		I-Total:	13.981			

Phase: C = Construction P = Preliminary Engineering R = Right of Way

Project Name#/Id	Route/Road:	Location; Scope of Work	I\$(M)	Previous Prog. Yr	Previous Totals	Comments:
WARNER 15907 [7497] <u>Red List Bridges</u>	NH 127	BRIDGE REPLACEMENT OVER WARNER RIVER - 254/180 {Red List}				2013 Bridge Priority #63
Highway and Bridge		C 2021 L1C0 - BRIDGE PROGRAM - ON/OFF SYSTEM	2,537	2021		
		I-Total:	2,537			
WARNER - SUTTON 15747 [3253] <u>Interstate Maintenance</u>	I-89	PAVEMENT REHABILITATION FROM EXIT 9 TO EXIT 10 (7 MILES) [4R]				Interstate 4R
Highway and Bridge		C 2019 L010 - INTERSTATE MAINTENANCE	8,000	2019		
		C 2020 L010 - INTERSTATE MAINTENANCE	5,333	2020		
		P 2017 L010 - INTERSTATE MAINTENANCE	.110			
		P 2018 L010 - INTERSTATE MAINTENANCE	.113			
		I-Total:	13,557			
WASHINGTON 20300 [7915] <u>Municipal Bridges</u>	DOLE SCHOOL ROAD	BRIDGE REPLACEMENT OVER HIGHLAND LAKE OUTLET - 165/041 {Red List} [SAB*4216] {State Aid Bridge Program}				Specific project from Statewide program, Local Administration.
Highway and Bridge		C 2020 SAB - STATE AID BRIDGE (State FY)	.411	2020		
		P 2020 SAB - STATE AID BRIDGE (State FY)	.073			
		R 2020 SAB - STATE AID BRIDGE (State FY)	.001			
		I-Total:	.485			
WHITEFIELD 15732 [7261] <u>Municipal Bridges</u>	WATER STREET	REPAIR / REPLACEMENT OF BRIDGE - 106/106 [PARENT #4216] {Red List}				Specific project from Statewide program, Local Administration.
Highway and Bridge		P 2016 SAB - STATE AID BRIDGE (State FY)	.080			
		I-Total:	.080			
WHITEFIELD 16025 [7630] <u>Municipal Bridges</u>	HAZEN ROAD	BRIDGE REHABILITATION OVER JOHNS RIVER - 159/098 {Red List} [SAB*4216] {State Aid Bridge Program}				Specific project from Statewide program, Local Administration.
Highway and Bridge		C 2019 SAB - STATE AID BRIDGE (State FY)	.170	2019		
		P 2019 SAB - STATE AID BRIDGE (State FY)	.029			
		R 2019 SAB - STATE AID BRIDGE (State FY)	.006			
		I-Total:	.205			

Phase: C = Construction P = Preliminary Engineering R = Right of Way

Project Name#/Id	Route/Road:	Location; Scope of Work	I\$(M)	Previous Prog. Yr	Previous Totals	Comments:
WILTON 15767 [7303] <u>Municipal Bridges</u>	KING BROOK ROAD	BRIDGE REHABILITATION OVER KING BROOK - 074/060 {Red List} [SAB*4216] {State Aid Bridge Program}				Specific project from Statewide program, Local Administration.
		C 2017 SAB - STATE AID BRIDGE (State FY)	.269	2017		
		P 2017 SAB - STATE AID BRIDGE (State FY)	.055			
		R 2017 SAB - STATE AID BRIDGE (State FY)	.005			
Highway and Bridge		I-Total:	.330			
WILTON 15768 [7304] <u>Municipal Bridges</u>	OLD COUNTY FARM ROAD	BRIDGE REPLACEMENT OVER BLOOD BROOK - 060/118 {Red List} [SAB*4216] {State Aid Bridge Program}				Specific project from Statewide program, Local Administration.
		C 2016 SAB - STATE AID BRIDGE (State FY)	.181	2016		
		P 2016 SAB - STATE AID BRIDGE (State FY)	.048			
		R 2016 SAB - STATE AID BRIDGE (State FY)	.005			
Highway and Bridge		I-Total:	.234			
WILTON 26201 [8737] <u>Municipal Bridges</u>	STAGE COACH ROAD	BRIDGE REPLACEMENT OVER BURTON POND - 086/142				Specific project from Statewide program, Local Administration.
		C 2021 SAB - STATE AID BRIDGE (State FY)	.211	New Project		
		P 2021 SAB - STATE AID BRIDGE (State FY)	.049			
		R 2021 SAB - STATE AID BRIDGE (State FY)	.008			
Highway and Bridge		I-Total:	.267			
WILTON - MILFORD - AMHERST - BEDFORD 13692 [2739] <u>Individual Projects</u>	NH 101	SAFETY IMPROVEMENTS @ VARIOUS LOCATIONS FROM WILTON TO WALLACE RD IN BEDFORD AS DETERMINED BY CORRIDOR STUDY				Interim safety improvements
		C 2019 L050 - NATIONAL HIGHWAY SYSTEM	3.980			
		C 2020 M001 - National Highway Performance Program (NHPP)	5.194	2020		
		P 2018 M001 - National Highway Performance Program (NHPP)	.250			
		R 2016 M001 - National Highway Performance Program (NHPP)	.117			
		R 2018 M001 - National Highway Performance Program (NHPP)	.062			
Highway and Bridge		I-Total:	9.604			

Phase: C = Construction P = Preliminary Engineering R = Right of Way

Project Name/#/Id	Route/Road:	Location; Scope of Work	I\$(M)	Previous Prog. Yr	Previous Totals	Comments:
WINCHESTER 20819 [7994] <u>Red List Bridges</u>	NH 10	REHABILITATION OR REPLACEMENT OF 12' CONCRETE BOX OVER FOREST LAKE OUTLET - 137/121 RED LIST.				2013 Bridge Priority #77
		C 2021 L250 - STP - RURAL AREAS < 5,000k	1.158	2021		
		P 2015 L250 - STP - RURAL AREAS < 5,000k	.051			
		P 2016 L250 - STP - RURAL AREAS < 5,000k	.012			
		R 2015 L250 - STP - RURAL AREAS < 5,000k	.011			
		R 2021 L250 - STP - RURAL AREAS < 5,000k	.007			
Highway and Bridge			I-Total:		1.239	
WOLFEBORO LRPC11 [9003] <u>Individual Projects</u>	NH 28	NH 28 IMPROVEMENTS, SOUTH MAIN STREET TO ALTON T/L				
		C 2024 M240 - STP - Flexible	10.189			New Project
Highway and Bridge			I-Total:		10.189	
			Report I-Total\$		2676.360	

Phase: C = Construction P = Preliminary Engineering R = Right of Way

TEN YEAR TRANSPORTATION IMPROVEMENT PLAN

Turnpikes

Highway and Bridge Projects

Alpha sort

{Inflation Included}

2015-2024 TYP Turnpike Projects

Alpha Sort
{Inflation Included}

Project Name#/Id	Route/Road:	Location; Scope of Work	I\$(M)	Previous Prog. Yr	Previous Total\$	Comments:
BEDFORD - MERRIMACK 16100 [7394]	F.E. EVERETT TPK	IMPROVEMENT TO BEDFORD MAINLINE TOLL PLAZA TO INSTITUTE OPEN ROAD TOLLING (Turnpike)				Authorized under HB 391. Proposed Expanded Turnpike Capital Program. Existing toll revenue.
Individual Projects						
		C 2016 TPK - TURNPIKE EXPANSION (State FY)	3,800			
		C 2017 TPK - TURNPIKE EXPANSION (State FY)	9,100			
		C 2018 TPK - TURNPIKE EXPANSION (State FY)	5,300			
		P 2015 TPK - TURNPIKE EXPANSION (State FY)	<u>.300</u>			
Highway and Bridge			I-Total:		18,500	
BOW - CONCORD 13742 [2075]	I-93	WIDEN FROM I-89 TO BETWEEN EXITS 15 AND 16. BRIDGE #S: 203/090, 139/116, 163/106, 184/103, 201/096, 201/097 AND 203/089. (3 RED LIST BRIDGES #152/108, 150/107 AND 142/116)				2013 Bridge Priority #16, #35, & #58. Proposed Expanded Turnpike Capital Program. Final Design and Construction, contingent on authorization and Future Toll increase or other resources.
Individual Projects						
		P 2015 TPK - TURNPIKE EXPANSION (State FY)	1,000			
		P 2016 TPK - TURNPIKE EXPANSION (State FY)	1,000			
		P 2017 TPK - TURNPIKE EXPANSION (State FY)	<u>2,000</u>			
Highway and Bridge			I-Total:		4,000	
COAST 68069 [8572]	COAST	CAPITAL EQUIPMENT PURCHASES AND OPERATING SUPPORT FOR COAST BUS SERVICES {CMAQ}				Project Established 2013.
Transit						
		2015 TPK - TURNPIKE EXPANSION (State FY)	.178			New Project
		2016 TPK - TURNPIKE EXPANSION (State FY)	.895			New Project
		2017 TPK - TURNPIKE EXPANSION (State FY)	<u>.895</u>			
Highway and Bridge			I-Total:		1,967	

Phase: C = Construction P = Preliminary Engineering R = Right of Way

Project Name#/Id	Route/Road:	Location; Scope of Work	I\$(M)	Previous Prog. Yr	Previous Totals	Comments:
Dover & Rochester [8826]	Spaulding Turnpike	Improvements to the Dover & Rochester Toll Plazas				Proposed Expanded Turnpike Capital Program. Existing toll revenue.
Individual Projects						
		C 2019 TPK - TURNPIKE EXPANSION (State FY)	7,000			
		C 2020 TPK - TURNPIKE EXPANSION (State FY)	7,000			
		P 2019 TPK - TURNPIKE EXPANSION (State FY)	.500			
		P 2020 TPK - TURNPIKE EXPANSION (State FY)	.500			
Highway and Bridge			I-Total:		15,000	
HAMPTON FALLS - HAMPTON 13408 B [6048]	I-95	REPLACEMENT OF THE TAYLOR RIVER BRIDGE - 120/102 {Red List} (HAMPTON) ON THE BLUE STAR HIGHWAY AND REPLACEMENT OR REMOVAL OF THE TAYLOR RIVER DAM IN HAMPTON AT MILE 3.6501 {Turnpike}				2013 Bridge Priority #25. Turnpike Priority Capital Program
Bridges						
		C 2015 TPK - TURNPIKE EXPANSION (State FY)	9,930	2013		
		P 2015 TPK - TURNPIKE EXPANSION (State FY)	.050			
Highway and Bridge			I-Total:		9,980	
MANCHESTER 14966 [3294]	I-293 / FEE TPK	EXIT 4, BRIDGE REHABILITATIONS OR REPLACEMENTS: 144/066, 146/064, 146/065, 149/063,153/061 {All Red List} {Turnpike}				2013 Bridge Priority #8, #9, #10, #11 and 15. Turnpike Capital Program, funding primarily for bridge repair. Construction cash flow.
Red List Bridges						
		C 2015 TPK - TURNPIKE EXPANSION (State FY)	10,700	2013		
		C 2016 TPK - TURNPIKE EXPANSION (State FY)	10,700	2014		
		C 2017 TPK - TURNPIKE EXPANSION (State FY)	5,200	2014		
Highway and Bridge			I-Total:		26,600	
MANCHESTER 16099 [7692]	I-293 / FEE TPK	PLANNING AND ENGINEERING STUDY FOR RECONSTRUCTION OF THE F.E. EVERETT TURNPIKE AT EXIT 6 (AMOSKEAG) INTERCHANGE AND NEW EXIT 7 (NH 3A) INTERCHANGE {Turnpike}				Proposed Expanded Turnpike Capital Program. Construction, contingent on authorization and Future Toll increase or other resources.
Individual Projects						
		P 2016 TPK - TURNPIKE EXPANSION (State FY)	1,000			
		P 2017 TPK - TURNPIKE EXPANSION (State FY)	1,000			
		P 2022 TPK - TURNPIKE EXPANSION (State FY)	2,000			
		P 2023 TPK - TURNPIKE EXPANSION (State FY)	2,000			
		R 2023 TPK - TURNPIKE EXPANSION (State FY)	2,000			
		R 2024 TPK - TURNPIKE EXPANSION (State FY)	3,000			
Highway and Bridge			I-Total:		11,000	

Phase: C = Construction P = Preliminary Engineering R = Right of Way

Project Name#/Id	Route/Road:	Location; Scope of Work	I\$(M)	Previous Prog. Yr	Previous Totals	Comments:
MERRIMACK [9014] <u>Individual Projects</u>	F.E. Everett Tpk	REMOVAL OF EXIT 12 RAMP TOLLS & RECONFIGURE RAMP				As directed under SB 367.
Highway and Bridge		C 2015 TPK - TURNPIKE EXPANSION (State FY)	.600			
		I-Total:	.600			
Nashua - Bedford [8829] <u>Individual Projects</u>	F.E. Everett TPK	ITS deployment on Central Turnpike				Proposed Expanded Turnpike Capital Program. Existing toll revenue.
Highway and Bridge		C 2016 TPK - TURNPIKE EXPANSION (State FY)	2.000			
		C 2017 TPK - TURNPIKE EXPANSION (State FY)	2.000			
		P 2015 TPK - TURNPIKE EXPANSION (State FY)	.100			
		I-Total:	4.100			
NASHUA - BEDFORD 13761 [3662] <u>Individual Projects</u>	F.E.E.Tpk	WIDEN EXISTING 2-LANE SECTIONS OF THE TURNPIKE TO A 3-LANE TYPICAL FROM EXIT 8 IN NASHUA TO I-293 IN BEDFORD				Proposed Expanded Turnpike Capital Program.Existing toll revenue.
Highway and Bridge		C 2022 TPK - TURNPIKE EXPANSION (State FY)	18,000	New Project		
		C 2023 TPK - TURNPIKE EXPANSION (State FY)	20,000	New Project		
		C 2024 TPK - TURNPIKE EXPANSION (State FY)	18,000	New Project		
		P 2015 TPK - TURNPIKE EXPANSION (State FY)	1,000			
		P 2016 TPK - TURNPIKE EXPANSION (State FY)	1,000			
		P 2019 TPK - TURNPIKE EXPANSION (State FY)	3,000			
		P 2020 TPK - TURNPIKE EXPANSION (State FY)	2,000			
		R 2020 TPK - TURNPIKE EXPANSION (State FY)	3,000			
		R 2021 TPK - TURNPIKE EXPANSION (State FY)	4,000			
		I-Total:	70.000			
NEWINGTON - DOVER 11238 [1191] <u>Individual Projects</u>	NH 16 / US 4 / SPLDG TPK	WIDEN TURNPIKE INCLUDING LITTLE BAY BRIDGES FROM GOSLING ROAD TO DOVER TOLL				Turnpike Capital Program - overall project for Little Bay bridge and Newington interchange construction, pe, & row. Specific Construction projects broken out separately and include earmark federal funding.
Highway and Bridge		C 2015 TPK - TURNPIKE EXPANSION (State FY)	.080	New Project		
		C 2016 TPK - TURNPIKE EXPANSION (State FY)	.080			
		C 2017 TPK - TURNPIKE EXPANSION (State FY)	.080			
		I-Total:	.240			

Phase: C = Construction P = Preliminary Engineering R = Right of Way

Project Name#/Id	Route/Road:	Location; Scope of Work	I\$(M)	Previous Prog. Yr	Previous Totals	Comments:
NEWINGTON - DOVER 11238 M [7075]	NH 16 / US 4 / SPLDG TPK	EXIT 3 & 4 INTERCHANGE CONSTRUCTION AND MAINLINE TURNPIKE CONSTRUCTION [PARENT = N-D 11238]				Specific Project Breakout from Newington-Dover 11238. Construction cash flow.
Individual Projects						
Highway and Bridge		C 2015 TPK - TURNPIKE EXPANSION (State FY)	11,855			New Project
		I-Total:	11,855			
NEWINGTON - DOVER 11238 O [7077]	NH 16 / US 4 / SPLDG TPK	REHABILITATION OF EXISTING LITTLE BAY BRIDGE & BRIDGE APPROACH CONSTRUCTION [PARENT N-D 11238]				Specific project breakout from Newington-Dover 11238, Turnpike Capital Program. Construction cash flow.
Bridges						
Highway and Bridge		C 2015 TPK - TURNPIKE EXPANSION (State FY)	14,900			
		C 2016 TPK - TURNPIKE EXPANSION (State FY)	17,000	2014		
		C 2017 TPK - TURNPIKE EXPANSION (State FY)	2,100	2014		
		I-Total:	34,000			
NEWINGTON - DOVER 11238 Q [7228]	NH 16, US 4 & SPAULDING TURNPIKE	EXIT 6 INTERCHANGE AND MAINLINE TURNPIKE CONSTRUCTION, INCLUDING SOUNDWALLS (PARENT N-D 11238)				Specific project breakout from Newington-Dover 11238, Turnpike Capital Program. Authorized under HB 391. Existing toll revenue.
Individual Projects						
Highway and Bridge		C 2017 TPK - TURNPIKE EXPANSION (State FY)	4,400	2014		
		C 2018 TPK - TURNPIKE EXPANSION (State FY)	13,800	2014		
		C 2019 TPK - TURNPIKE EXPANSION (State FY)	13,800	2014		
		C 2020 TPK - TURNPIKE EXPANSION (State FY)	13,800	2014		
		C 2021 TPK - TURNPIKE EXPANSION (State FY)	3,400	2014		
		I-Total:	49,200			
NEWINGTON - DOVER 11238 S [7233]	SPAULDING TURNPIKE / LITTLE BAY BRIDGES	GENERAL SULLIVAN BRIDGE REHABILITATION				Specific project breakout from Newington-Dover 11238, Turnpike Capital Program. Authorized under HB 391. Existing toll revenue.
Individual Projects						
Highway and Bridge		C 2019 TPK - TURNPIKE EXPANSION (State FY)	5,800	2015		
		C 2020 TPK - TURNPIKE EXPANSION (State FY)	11,500	2016		
		C 2021 TPK - TURNPIKE EXPANSION (State FY)	11,500	2017		
		C 2022 TPK - TURNPIKE EXPANSION (State FY)	2,900			
		I-Total:	31,700			

Phase: C = Construction P = Preliminary Engineering R = Right of Way

Project Name#/Id	Route/Road:	Location; Scope of Work	I\$(M)	Previous Prog. Yr	Previous Totals	Comments:
NEWINGTON - DOVER 11238 U [9016]	SPAULDING TURNPIKE	CONSTRUCTION OF SPAULDING TURNPIKE MAINTENANCE FACILITY IN NEWINGTON				Specific project breakout from Newington-Dover 11238, Turnpike Capital Program. Authorized under HB 391. Existing toll revenue.
Individual Projects						
Highway and Bridge		C 2020 TPK - TURNPIKE EXPANSION (State FY)	4,000			
		I-Total:	4,000			
PORTSMOUTH, NH - KITTERY, ME 16189 [7778]	I-95	REHABILITATION OF BRIDGE OVER PISCATAQUA RIVER - 258/128				2013 Bridge Priority #24. Specific project from Statewide program
Bridges						
Highway and Bridge		C 2018 TRR - TURNPIKE RENEWAL & REPLACEMENT (State FY)	1,800	2017		
		C 2019 TRR - TURNPIKE RENEWAL & REPLACEMENT (State FY)	1,800	2017		
		I-Total:	3,600			
ROCHESTER [8281]	MISCELLANEOUS	CONSTRUCTION OF MAINTENANCE SHED				Proposed Expanded Turnpike Capital Program. Existing toll revenue.
Individual Projects						
Highway and Bridge		C 2015 TPK - TURNPIKE EXPANSION (State FY)	3,500			
		I-Total:	3,500			
STATEWIDE TOLL SERVICES 25224 [8667]	TURNPIKES	ON-CALL TOLL SYSTEM SERVICE AGREEMENT- JACOBS ENGINEERING. (TURNPIKE CAPITAL PROGRAM)				
Eng & ROW						
Highway and Bridge		P 2015 TPK - TURNPIKE EXPANSION (State FY)	.250			
		I-Total:	.250			

Phase: C = Construction P = Preliminary Engineering R = Right of Way


Project Name#/Id	Route/Road:	Location; Scope of Work	I\$(M)	Previous Prog. Yr	Previous Totals	Comments:
STATEWIDE TRR [4042]	TURNPIKES	PROJECTS TO BE DETERMINED ON TURNPIKE SYSTEM (Annual Project)				Turnpike funding for routine preservation work on Turnpike System as required by bond covenants.
<u>Preservation-Maintenance</u>						
		C 2015 TRR - TURNPIKE RENEWAL & REPLACEMENT (State FY)	7.685			
		C 2016 TRR - TURNPIKE RENEWAL & REPLACEMENT (State FY)	11.600			
		C 2017 TRR - TURNPIKE RENEWAL & REPLACEMENT (State FY)	11.500			
		C 2018 TRR - TURNPIKE RENEWAL & REPLACEMENT (State FY)	11.850			
		C 2019 TRR - TURNPIKE RENEWAL & REPLACEMENT (State FY)	12.000			
		C 2020 TRR - TURNPIKE RENEWAL & REPLACEMENT (State FY)	12.000			
		C 2021 TRR - TURNPIKE RENEWAL & REPLACEMENT (State FY)	12.000			
		C 2022 TRR - TURNPIKE RENEWAL & REPLACEMENT (State FY)	12.000			
		C 2023 TRR - TURNPIKE RENEWAL & REPLACEMENT (State FY)	12.000			
		C 2024 TRR - TURNPIKE RENEWAL & REPLACEMENT (State FY)	12.000			
Highway and Bridge			I-Total:		114.635	
STATEWIDE 25238 [8677]	TURNPIKES	STATEWIDE ROW SERVICES (TURNPIKES CENTRAL CORRIDOR)				
<u>Eng & ROW</u>		P 2015 TPK - TURNPIKE EXPANSION (State FY)	.005			
		P 2016 TPK - TURNPIKE EXPANSION (State FY)	.005			
		R 2015 TPK - TURNPIKE EXPANSION (State FY)	.025			
		R 2016 TPK - TURNPIKE EXPANSION (State FY)	.025			
Highway and Bridge			I-Total:		.060	
STATEWIDE TOLL SERVICES 25226 [8716]	TURNPIKES	TRAFFIC AND REVENUE STUDIES, PREPARATION AND REPRESENTATION FOR BOND ISSUANCES, HIGH SPEED TOLLING AND ELECTRONIC TOLLING DESIGN AND OVERSIGHT OF INSTALLATION. DEVELOPMENT OF RFQ/RFP FOR SPECIAL PROJECTS. [TURNPIKE CAPITAL PROGRAM ORG CODE 7511]				
<u>Eng & ROW</u>		P 2015 TPK - TURNPIKE EXPANSION (State FY)	.250			
Highway and Bridge			I-Total:		.250	
UNH / Wildcat Transit 68070 [99995]	Various	Capital Equipment Purchases and Operating Support for UNH/Wildcat Bus Services				
<u>Transit</u>		2015 TPK - TURNPIKE EXPANSION (State FY)	.048			
		2016 TPK - TURNPIKE EXPANSION (State FY)	.242			
		2017 TPK - TURNPIKE EXPANSION (State FY)	.242			
			I-Total:		.532	
			Report I-Total\$		415.569	

Phase: C = Construction P = Preliminary Engineering R = Right of Way

**TEN YEAR TRANSPORTATION
IMPROVEMENT PLAN
2015 - 2024**

**Projects Only
Rail, Transit and Aeronautics Funded**

PURSUANT TO
RSA 228:99 AND RSA 240 OF THE LAWS OF NEW HAMPSHIRE



PROJECTS LISTED ALPHABETICALLY



PREPARED BY THE NEW HAMPSHIRE
DEPARTMENT OF TRANSPORTATION

August 1, 2014

2015-2024 TYP Aeronautics, Rail, Transit Projects

Alpha Sort
{Inflation Included}

Project Name#/Id	Route/Road:	Location; Scope of Work	I\$(M)	Previous Prog. Yr	Previous Total\$	Comments:
BERLIN - MILAN [8120] <u>Aeronautics</u>	BERLIN REGIONAL AIRPORT	Expansion - apron, taxiway, and hangar improvements.				
		2018 AIP - AIRPORT IMPROVEMENT PROGRAM	.038			
		2019 AIP - AIRPORT IMPROVEMENT PROGRAM	1.431			
Aeronautics		I-Total:	1.469			
BERLIN - MILAN [8122] <u>Aeronautics</u>	BERLIN REGIONAL AIRPORT	Preservation - master plan and wildlife hazard assesment. SRE, fuel farm, and hazard beacon improvements.				
		2015 AIP - AIRPORT IMPROVEMENT PROGRAM	.511			
		2017 AIP - AIRPORT IMPROVEMENT PROGRAM	.085			
Aeronautics		I-Total:	.596			
Boston Express - FEE 68060 [8674] <u>Transit</u>	TRANSIT	Commuter bus preventative maintenance				
		2015 FT12 - FTA SECTION 5307 URBAN TRANSIT CAPITAL & PLAN.	.144			
		2016 FT12 - FTA SECTION 5307 URBAN TRANSIT CAPITAL & PLAN.	.149			
		2017 FT12 - FTA SECTION 5307 URBAN TRANSIT CAPITAL & PLAN.	.154			
		2018 FT12 - FTA SECTION 5307 URBAN TRANSIT CAPITAL & PLAN.	.159			
		2019 FT12 - FTA SECTION 5307 URBAN TRANSIT CAPITAL & PLAN.	.047			
Transit		I-Total:	.653			
Boston Express - I-93 [2903] <u>Transit</u>	Transit	Commuter bus capital				Boston Urbanized Area Funding
		2015 FT12 - FTA SECTION 5307 URBAN TRANSIT CAPITAL & PLAN.	.645			
		2016 FT12 - FTA SECTION 5307 URBAN TRANSIT CAPITAL & PLAN.	.666			
		2017 FT12 - FTA SECTION 5307 URBAN TRANSIT CAPITAL & PLAN.	.165			
		2018 FT12 - FTA SECTION 5307 URBAN TRANSIT CAPITAL & PLAN.	.170			
		2019 FT12 - FTA SECTION 5307 URBAN TRANSIT CAPITAL & PLAN.	.176			
Transit		I-Total:	1.821			

Phase: C = Construction P = Preliminary Engineering R = Right of Way

Project Name#/Id	Route/Road:	Location; Scope of Work	I\$(M)	Previous Prog. Yr	Previous Totals	Comments:
Boston Express - I-93 10418 L [5613] <u>Transit</u>	TRANSIT	Implement and provide operational support for expanded commuter bus service				
		C 2015 FT12 - FTA SECTION 5307 URBAN TRANSIT CAPITAL & PLAN.	.600			
		C 2016 FT12 - FTA SECTION 5307 URBAN TRANSIT CAPITAL & PLAN.	.600			
		C 2017 FT12 - FTA SECTION 5307 URBAN TRANSIT CAPITAL & PLAN.	.600			
		C 2018 FT12 - FTA SECTION 5307 URBAN TRANSIT CAPITAL & PLAN.	.600			
		C 2019 FT12 - FTA SECTION 5307 URBAN TRANSIT CAPITAL & PLAN.	.600			
Transit						
		I-Total:	<u>3.000</u>			
CART [7239] <u>Transit</u>	TRANSIT	OPERATING ASSISTANCE				Assumes a 50% match to the federal funds.
		2015 FT12 - FTA SECTION 5307 URBAN TRANSIT CAPITAL & PLAN.	.712			
		2016 FT12 - FTA SECTION 5307 URBAN TRANSIT CAPITAL & PLAN.	.735			
		2017 FT12 - FTA SECTION 5307 URBAN TRANSIT CAPITAL & PLAN.	.758			
		2018 FT12 - FTA SECTION 5307 URBAN TRANSIT CAPITAL & PLAN.	.783			
		2019 FT12 - FTA SECTION 5307 URBAN TRANSIT CAPITAL & PLAN.	.808			
		2020 FT12 - FTA SECTION 5307 URBAN TRANSIT CAPITAL & PLAN.	.834			
		2021 FT12 - FTA SECTION 5307 URBAN TRANSIT CAPITAL & PLAN.	.860			
		2022 FT12 - FTA SECTION 5307 URBAN TRANSIT CAPITAL & PLAN.	.888			
		2023 FT12 - FTA SECTION 5307 URBAN TRANSIT CAPITAL & PLAN.	.916			
Transit						
		I-Total:	<u>7.294</u>			
CART [2985] <u>Transit</u>	TRANSIT	PREVENTATIVE MAINTENANCE				Assumes a 50% match to the federal funds.
		2015 FT12 - FTA SECTION 5307 URBAN TRANSIT CAPITAL & PLAN.	.088			
		2016 FT12 - FTA SECTION 5307 URBAN TRANSIT CAPITAL & PLAN.	.091			
		2017 FT12 - FTA SECTION 5307 URBAN TRANSIT CAPITAL & PLAN.	.093			
		2018 FT12 - FTA SECTION 5307 URBAN TRANSIT CAPITAL & PLAN.	.096			
		2019 FT12 - FTA SECTION 5307 URBAN TRANSIT CAPITAL & PLAN.	.100			
		2020 FT12 - FTA SECTION 5307 URBAN TRANSIT CAPITAL & PLAN.	.103			
		2021 FT12 - FTA SECTION 5307 URBAN TRANSIT CAPITAL & PLAN.	.106			
		2022 FT12 - FTA SECTION 5307 URBAN TRANSIT CAPITAL & PLAN.	.109			
		2023 FT12 - FTA SECTION 5307 URBAN TRANSIT CAPITAL & PLAN.	.113			
		2024 FT12 - FTA SECTION 5307 URBAN TRANSIT CAPITAL & PLAN.	.116			
Transit						
		I-Total:	<u>1.015</u>			

Phase: C = Construction P = Preliminary Engineering R = Right of Way

Project Name#/Id	Route/Road:	Location; Scope of Work	I\$(M)	Previous Prog. Yr	Previous Totals	Comments:
CLAREMONT [8029] <u>Aeronautics</u>	Claremont Municipal Airport	Preservation - runway, apron, and hangar rehabilitation, master planning, obstruction removal, and other activities				
		2015 AIP - AIRPORT IMPROVEMENT PROGRAM	.172			
		2017 AIP - AIRPORT IMPROVEMENT PROGRAM	.397			
		2018 AIP - AIRPORT IMPROVEMENT PROGRAM	2.269			
		2019 AIP - AIRPORT IMPROVEMENT PROGRAM	.737			
Aeronautics			I-Total:	3.575		
COAST [3070] <u>Transit</u>	COAST	ADA OPERATIONS				Annual Program Funding. Assumes a 20% match to the federal funds.
		2015 FT12 - FTA SECTION 5307 URBAN TRANSIT CAPITAL & PLAN.	.104			
		2016 FT12 - FTA SECTION 5307 URBAN TRANSIT CAPITAL & PLAN.	.104			
		2017 FT12 - FTA SECTION 5307 URBAN TRANSIT CAPITAL & PLAN.	.104			
		2018 FT12 - FTA SECTION 5307 URBAN TRANSIT CAPITAL & PLAN.	.104			
		2019 FT12 - FTA SECTION 5307 URBAN TRANSIT CAPITAL & PLAN.	.104			
		2020 FT12 - FTA SECTION 5307 URBAN TRANSIT CAPITAL & PLAN.	.104			
		2021 FT12 - FTA SECTION 5307 URBAN TRANSIT CAPITAL & PLAN.	.104			
		2022 FT12 - FTA SECTION 5307 URBAN TRANSIT CAPITAL & PLAN.	.104			
		2023 FT12 - FTA SECTION 5307 URBAN TRANSIT CAPITAL & PLAN.	.104			
		2024 FT12 - FTA SECTION 5307 URBAN TRANSIT CAPITAL & PLAN.	.104			
Transit			I-Total:	1.040		
COAST [3503] <u>Transit</u>	COAST	CAPITAL PROGRAM				Annual Program Funding. Assumes a 20% match to the federal funds.
		2015 FT12 - FTA SECTION 5307 URBAN TRANSIT CAPITAL & PLAN.	.157			
		2016 FT12 - FTA SECTION 5307 URBAN TRANSIT CAPITAL & PLAN.	.157			
		2017 FT12 - FTA SECTION 5307 URBAN TRANSIT CAPITAL & PLAN.	.157			
		2018 FT12 - FTA SECTION 5307 URBAN TRANSIT CAPITAL & PLAN.	.157			
		2019 FT12 - FTA SECTION 5307 URBAN TRANSIT CAPITAL & PLAN.	.157			
		2020 FT12 - FTA SECTION 5307 URBAN TRANSIT CAPITAL & PLAN.	.157			
		2021 FT12 - FTA SECTION 5307 URBAN TRANSIT CAPITAL & PLAN.	.157			
		2022 FT12 - FTA SECTION 5307 URBAN TRANSIT CAPITAL & PLAN.	.157			
		2023 FT12 - FTA SECTION 5307 URBAN TRANSIT CAPITAL & PLAN.	.157			
		2024 FT12 - FTA SECTION 5307 URBAN TRANSIT CAPITAL & PLAN.	.157			
Transit			I-Total:	1.573		

Phase: C = Construction P = Preliminary Engineering R = Right of Way

Project Name#/Id	Route/Road:	Location; Scope of Work	I\$(M)	Previous Prog. Yr	Previous Totals	Comments:
COAST [3069]	COAST	GENERAL & COMPREHENSIVE PLANNING				Annual Program Funding. Assumes a 20% match to the federal funds.
Transit						
		2015 FT12 - FTA SECTION 5307 URBAN TRANSIT CAPITAL & PLAN.	.054			
		2016 FT12 - FTA SECTION 5307 URBAN TRANSIT CAPITAL & PLAN.	.054			
		2017 FT12 - FTA SECTION 5307 URBAN TRANSIT CAPITAL & PLAN.	.054			
		2018 FT12 - FTA SECTION 5307 URBAN TRANSIT CAPITAL & PLAN.	.054			
		2019 FT12 - FTA SECTION 5307 URBAN TRANSIT CAPITAL & PLAN.	.054			
		2020 FT12 - FTA SECTION 5307 URBAN TRANSIT CAPITAL & PLAN.	.054			
		2021 FT12 - FTA SECTION 5307 URBAN TRANSIT CAPITAL & PLAN.	.054			
		2022 FT12 - FTA SECTION 5307 URBAN TRANSIT CAPITAL & PLAN.	.054			
		2023 FT12 - FTA SECTION 5307 URBAN TRANSIT CAPITAL & PLAN.	.054			
		2024 FT12 - FTA SECTION 5307 URBAN TRANSIT CAPITAL & PLAN.	.054			
Transit			I-Total:		.540	
COAST [3067]	COAST	MISC. SUPPORT EQUIPMENT				Annual Program Funding. Assumes a 20% match to the federal funds.
Transit						
		2015 FT12 - FTA SECTION 5307 URBAN TRANSIT CAPITAL & PLAN.	.034			
		2016 FT12 - FTA SECTION 5307 URBAN TRANSIT CAPITAL & PLAN.	.034			
		2017 FT12 - FTA SECTION 5307 URBAN TRANSIT CAPITAL & PLAN.	.034			
		2018 FT12 - FTA SECTION 5307 URBAN TRANSIT CAPITAL & PLAN.	.034			
		2019 FT12 - FTA SECTION 5307 URBAN TRANSIT CAPITAL & PLAN.	.034			
		2020 FT12 - FTA SECTION 5307 URBAN TRANSIT CAPITAL & PLAN.	.034			
		2021 FT12 - FTA SECTION 5307 URBAN TRANSIT CAPITAL & PLAN.	.034			
		2022 FT12 - FTA SECTION 5307 URBAN TRANSIT CAPITAL & PLAN.	.034			
		2023 FT12 - FTA SECTION 5307 URBAN TRANSIT CAPITAL & PLAN.	.034			
		2024 FT12 - FTA SECTION 5307 URBAN TRANSIT CAPITAL & PLAN.	.034			
Transit			I-Total:		.340	

Phase: C = Construction P = Preliminary Engineering R = Right of Way

Project Name#/Id	Route/Road:	Location; Scope of Work	I\$(M)	Previous Prog. Yr	Previous Totals	Comments:
COAST	COAST	MISC. BUS STATION EQUIPMENT				Annual Program Funding. Assumes a 20% match to the federal funds.
[3068]						
<u>Transit</u>						
		2015 FT12 - FTA SECTION 5307 URBAN TRANSIT CAPITAL & PLAN.	.067			
		2016 FT12 - FTA SECTION 5307 URBAN TRANSIT CAPITAL & PLAN.	.067			
		2017 FT12 - FTA SECTION 5307 URBAN TRANSIT CAPITAL & PLAN.	.067			
		2018 FT12 - FTA SECTION 5307 URBAN TRANSIT CAPITAL & PLAN.	.067			
		2019 FT12 - FTA SECTION 5307 URBAN TRANSIT CAPITAL & PLAN.	.067			
		2020 FT12 - FTA SECTION 5307 URBAN TRANSIT CAPITAL & PLAN.	.067			
		2021 FT12 - FTA SECTION 5307 URBAN TRANSIT CAPITAL & PLAN.	.067			
		2022 FT12 - FTA SECTION 5307 URBAN TRANSIT CAPITAL & PLAN.	.067			
		2023 FT12 - FTA SECTION 5307 URBAN TRANSIT CAPITAL & PLAN.	.067			
		2024 FT12 - FTA SECTION 5307 URBAN TRANSIT CAPITAL & PLAN.	.067			
Transit			I-Total:		.670	
COAST	COAST	OPERATING ASSISTANCE				Annual Program Funding. Assumes a 50% match to the federal funds.
[567]						
<u>Transit</u>						
		2015 FT12 - FTA SECTION 5307 URBAN TRANSIT CAPITAL & PLAN.	1.613			
		2016 FT12 - FTA SECTION 5307 URBAN TRANSIT CAPITAL & PLAN.	1.613			
		2017 FT12 - FTA SECTION 5307 URBAN TRANSIT CAPITAL & PLAN.	1.613			
		2018 FT12 - FTA SECTION 5307 URBAN TRANSIT CAPITAL & PLAN.	1.613			
		2019 FT12 - FTA SECTION 5307 URBAN TRANSIT CAPITAL & PLAN.	1.613			
		2020 FT12 - FTA SECTION 5307 URBAN TRANSIT CAPITAL & PLAN.	1.613			
		2021 FT12 - FTA SECTION 5307 URBAN TRANSIT CAPITAL & PLAN.	1.613			
		2022 FT12 - FTA SECTION 5307 URBAN TRANSIT CAPITAL & PLAN.	1.613			
		2023 FT12 - FTA SECTION 5307 URBAN TRANSIT CAPITAL & PLAN.	1.613			
		2024 FT12 - FTA SECTION 5307 URBAN TRANSIT CAPITAL & PLAN.	1.613			
Transit			I-Total:		16.130	

Phase: C = Construction P = Preliminary Engineering R = Right of Way

Project Name#/Id	Route/Road:	Location; Scope of Work	I\$(M)	Previous Prog. Yr	Previous Totals	Comments:
COAST [2691]	COAST	PREVENTIVE MAINTENANCE				Annual Program Funding. Assumes a 20% to the federal funds.
Transit						
		2015 FT12 - FTA SECTION 5307 URBAN TRANSIT CAPITAL & PLAN.	.391			
		2016 FT12 - FTA SECTION 5307 URBAN TRANSIT CAPITAL & PLAN.	.391			
		2017 FT12 - FTA SECTION 5307 URBAN TRANSIT CAPITAL & PLAN.	.391			
		2018 FT12 - FTA SECTION 5307 URBAN TRANSIT CAPITAL & PLAN.	.391			
		2019 FT12 - FTA SECTION 5307 URBAN TRANSIT CAPITAL & PLAN.	.391			
		2020 FT12 - FTA SECTION 5307 URBAN TRANSIT CAPITAL & PLAN.	.391			
		2021 FT12 - FTA SECTION 5307 URBAN TRANSIT CAPITAL & PLAN.	.391			
		2022 FT12 - FTA SECTION 5307 URBAN TRANSIT CAPITAL & PLAN.	.391			
		2023 FT12 - FTA SECTION 5307 URBAN TRANSIT CAPITAL & PLAN.	.391			
		2024 FT12 - FTA SECTION 5307 URBAN TRANSIT CAPITAL & PLAN.	.391			
Transit			I-Total:	3.910		
CONCORD [8042]	CONCORD MUNICIPAL AIRPORT	Modernization - apron and runway improvements				
Aeronautics						
		2019 AIP - AIRPORT IMPROVEMENT PROGRAM	.195			
Aeronautics			I-Total:	.195		
CONCORD [8048]	CONCORD MUNICIPAL AIRPORT	Preservation - apron, hangar, and taxiway preservation. Terminal building and fuel farm improvements. Obstruction removal.				
Aeronautics						
		2015 AIP - AIRPORT IMPROVEMENT PROGRAM	1.370			
		2016 AIP - AIRPORT IMPROVEMENT PROGRAM	3.461			
		2017 AIP - AIRPORT IMPROVEMENT PROGRAM	3.993			
		2018 AIP - AIRPORT IMPROVEMENT PROGRAM	3.352			
		2019 AIP - AIRPORT IMPROVEMENT PROGRAM	3.460			
Aeronautics			I-Total:	15.637		
KEENE - SWANZEY [8072]	DILLANT-HOPKINS AIRPORT	Preservation - runway reconstruction and hazard beacon rehabilitation, master planning, SRE purchase.				
Aeronautics						
		2015 AIP - AIRPORT IMPROVEMENT PROGRAM	.344			
		2017 AIP - AIRPORT IMPROVEMENT PROGRAM	.464			
		2018 AIP - AIRPORT IMPROVEMENT PROGRAM	2.073			
Aeronautics			I-Total:	2.881		

Phase: C = Construction P = Preliminary Engineering R = Right of Way

Project Name#/Id	Route/Road:	Location; Scope of Work	I\$(M)	Previous Prog. Yr	Previous Totals	Comments:
LACONIA - GILFORD [8060] <u>Aeronautics</u>	LACONIA MUNICIPAL AIRPORT	Modernization - wildlife fence improvements				
Aeronautics		2016 AIP - AIRPORT IMPROVEMENT PROGRAM	.746			
		I-Total:	<u>.746</u>			
LACONIA - GILFORD [8062] <u>Aeronautics</u>	LACONIA MUNICIPAL AIRPORT	Preservation - runway and taxiway improvements. Obstruction removal and SRE purchase.				
Aeronautics		2015 AIP - AIRPORT IMPROVEMENT PROGRAM	1.299			
		2017 AIP - AIRPORT IMPROVEMENT PROGRAM	1.868			
		2018 AIP - AIRPORT IMPROVEMENT PROGRAM	.482			
		2019 AIP - AIRPORT IMPROVEMENT PROGRAM	.925			
		I-Total:	<u>4.574</u>			
LEBANON [8082] <u>Aeronautics</u>	LEBANON MUNICIPAL AIRPORT	Preservation - runway, taxiway, and apron improvements. Obstruction removal.				
Aeronautics		2015 AIP - AIRPORT IMPROVEMENT PROGRAM	4.923			
		2016 AIP - AIRPORT IMPROVEMENT PROGRAM	10.331			
		2017 AIP - AIRPORT IMPROVEMENT PROGRAM	10.661			
		2018 AIP - AIRPORT IMPROVEMENT PROGRAM	11.003			
		2019 AIP - AIRPORT IMPROVEMENT PROGRAM	9.858			
		I-Total:	<u>46.775</u>			
MANCHESTER [6923] <u>Transit</u>	TRANSIT AUTHORITY	MISCELLANEOUS CAPITAL				Annual Program Funding. Assumes 20% match of the federal funds.
Transit		2015 FT12 - FTA SECTION 5307 URBAN TRANSIT CAPITAL & PLAN.	.118			
		2016 FT12 - FTA SECTION 5307 URBAN TRANSIT CAPITAL & PLAN.	.128			
		2017 FT12 - FTA SECTION 5307 URBAN TRANSIT CAPITAL & PLAN.	.138			
		2018 FT12 - FTA SECTION 5307 URBAN TRANSIT CAPITAL & PLAN.	.150			
		2019 FT12 - FTA SECTION 5307 URBAN TRANSIT CAPITAL & PLAN.	.155			
		2020 FT12 - FTA SECTION 5307 URBAN TRANSIT CAPITAL & PLAN.	.160			
		2021 FT12 - FTA SECTION 5307 URBAN TRANSIT CAPITAL & PLAN.	.165			
		2022 FT12 - FTA SECTION 5307 URBAN TRANSIT CAPITAL & PLAN.	.170			
		2023 FT12 - FTA SECTION 5307 URBAN TRANSIT CAPITAL & PLAN.	.176			
		2024 FT12 - FTA SECTION 5307 URBAN TRANSIT CAPITAL & PLAN.	.181			
		I-Total:	<u>1.541</u>			

Phase: C = Construction P = Preliminary Engineering R = Right of Way

Project Name#/Id	Route/Road:	Location; Scope of Work	I\$(M)	Previous Prog. Yr	Previous Totals	Comments:
MANCHESTER [602]	TRANSIT AUTHORITY	OPERATING ASSISTANCE FOR FIXED ROUTE SERVICE				Annual Program Funding. Assumes 50% match of the federal funds.
<u>Transit</u>						
		2015 FT12 - FTA SECTION 5307 URBAN TRANSIT CAPITAL & PLAN.	3,265			
		2016 FT12 - FTA SECTION 5307 URBAN TRANSIT CAPITAL & PLAN.	3,504			
		2017 FT12 - FTA SECTION 5307 URBAN TRANSIT CAPITAL & PLAN.	3,760			
		2018 FT12 - FTA SECTION 5307 URBAN TRANSIT CAPITAL & PLAN.	4,036			
		2019 FT12 - FTA SECTION 5307 URBAN TRANSIT CAPITAL & PLAN.	4,165			
		2020 FT12 - FTA SECTION 5307 URBAN TRANSIT CAPITAL & PLAN.	4,298			
		2021 FT12 - FTA SECTION 5307 URBAN TRANSIT CAPITAL & PLAN.	4,436			
		2022 FT12 - FTA SECTION 5307 URBAN TRANSIT CAPITAL & PLAN.	4,578			
		2023 FT12 - FTA SECTION 5307 URBAN TRANSIT CAPITAL & PLAN.	4,725			
		2024 FT22 - FTA SECTION 5317 - NEW FREEDOM PROGRAM	4,876			
Transit			I-Total:	41,643		
MANCHESTER [2496]	TRANSIT AUTHORITY	OPERATING ASSISTANCE FOR CAPITAL MAINTENANCE OF MTA FLEET				Annual Program Funding. Assumes 20% match of the federal funds.
<u>Transit</u>						
		2015 FT12 - FTA SECTION 5307 URBAN TRANSIT CAPITAL & PLAN.	.504			
		2016 FT12 - FTA SECTION 5307 URBAN TRANSIT CAPITAL & PLAN.	.541			
		2017 FT12 - FTA SECTION 5307 URBAN TRANSIT CAPITAL & PLAN.	.580			
		2018 FT12 - FTA SECTION 5307 URBAN TRANSIT CAPITAL & PLAN.	.623			
		2019 FT12 - FTA SECTION 5307 URBAN TRANSIT CAPITAL & PLAN.	.643			
		2020 FT12 - FTA SECTION 5307 URBAN TRANSIT CAPITAL & PLAN.	.663			
		2021 FT12 - FTA SECTION 5307 URBAN TRANSIT CAPITAL & PLAN.	.685			
		2022 FT12 - FTA SECTION 5307 URBAN TRANSIT CAPITAL & PLAN.	.707			
		2023 FT12 - FTA SECTION 5307 URBAN TRANSIT CAPITAL & PLAN.	.729			
		2024 FT12 - FTA SECTION 5307 URBAN TRANSIT CAPITAL & PLAN.	.752			
Transit			I-Total:	6,427		

Phase: C = Construction P = Preliminary Engineering R = Right of Way

Project Name#/Id	Route/Road:	Location; Scope of Work	I\$(M)	Previous Prog. Yr	Previous Totals	Comments:
MANCHESTER [5916]	TRANSIT AUTHORITY	OPERATING ASSISTANCE FOR ADA PARATRANSIT SERVICE				Annual Program Funding. Assumes 20% match of the federal funds.
<u>Transit</u>						
		2015 FT12 - FTA SECTION 5307 URBAN TRANSIT CAPITAL & PLAN.	.319			
		2016 FT12 - FTA SECTION 5307 URBAN TRANSIT CAPITAL & PLAN.	.343			
		2017 FT12 - FTA SECTION 5307 URBAN TRANSIT CAPITAL & PLAN.	.368			
		2018 FT12 - FTA SECTION 5307 URBAN TRANSIT CAPITAL & PLAN.	.395			
		2019 FT12 - FTA SECTION 5307 URBAN TRANSIT CAPITAL & PLAN.	.235			
		2020 FT12 - FTA SECTION 5307 URBAN TRANSIT CAPITAL & PLAN.	.253			
		2021 FT12 - FTA SECTION 5307 URBAN TRANSIT CAPITAL & PLAN.	.261			
		2022 FT12 - FTA SECTION 5307 URBAN TRANSIT CAPITAL & PLAN.	.269			
		2023 FT12 - FTA SECTION 5307 URBAN TRANSIT CAPITAL & PLAN.	.278			
		2024 FT12 - FTA SECTION 5307 URBAN TRANSIT CAPITAL & PLAN.	.287			
Transit			I-Total:	3.007		
MANCHESTER [3062]	TRANSIT AUTHORITY	REPLACEMENT BUSES				Annual Program Funding. Assumes 20% match of the federal funds.
<u>Transit</u>						
		2018 FT12 - FTA SECTION 5307 URBAN TRANSIT CAPITAL & PLAN.	1.770			
Transit			I-Total:	1.770		
MANCHESTER [5917]	TRANSIT AUTHORITY	REPLACEMENT OF ADA PARATRANSIT VANS				Annual Program Funding. Assumes 20% match of the federal funds.
<u>Transit</u>						
		2015 FT12 - FTA SECTION 5307 URBAN TRANSIT CAPITAL & PLAN.	.167			
		2016 FT12 - FTA SECTION 5307 URBAN TRANSIT CAPITAL & PLAN.	.181			
		2017 FT12 - FTA SECTION 5307 URBAN TRANSIT CAPITAL & PLAN.	.093			
Transit			I-Total:	.442		
MANCHESTER - LONDONDERRY [8100]	MANCHESTER - BOSTON REGIONAL AIRPORT	Modernization - security improvements				
<u>Aeronautics</u>						
		2016 AIP - AIRPORT IMPROVEMENT PROGRAM	3.195			
Aeronautics			I-Total:	3.195		

Phase: C = Construction P = Preliminary Engineering R = Right of Way

Project Name/#/Id	Route/Road:	Location; Scope of Work	I\$(M)	Previous Prog. Yr	Previous Totals	Comments:
MANCHESTER - LONDONDERRY [8102] <u>Aeronautics</u>	MANCHESTER - BOSTON REGIONAL AIRPORT	Preservation - runway, taxiway, and apron improvements. SRE enhancements. Safety & security improvements.				
		2015 AIP - AIRPORT IMPROVEMENT PROGRAM	12.635			
		2016 AIP - AIRPORT IMPROVEMENT PROGRAM	5.858			
		2017 AIP - AIRPORT IMPROVEMENT PROGRAM	15.174			
		2018 AIP - AIRPORT IMPROVEMENT PROGRAM	19.283			
		2019 AIP - AIRPORT IMPROVEMENT PROGRAM	<u>12.799</u>			
Aeronautics			I-Total:			65.749
Nashua [8817] <u>Aeronautics</u>	Boire Field	Preservation - taxiway improvements. Control tower, hazard beacon, and SRE improvements. Master planning.				
		2015 AIP - AIRPORT IMPROVEMENT PROGRAM	.688			
		2016 AIP - AIRPORT IMPROVEMENT PROGRAM	.355			
		2017 AIP - AIRPORT IMPROVEMENT PROGRAM	.366			
		2018 AIP - AIRPORT IMPROVEMENT PROGRAM	.681			
		2019 AIP - AIRPORT IMPROVEMENT PROGRAM	<u>7.386</u>			
Aeronautics			I-Total:			9.476
NASHUA [608] <u>Transit</u>	NASHUA TRANSIT SYSTEM	CAPITAL PLANNING PROGRAM				Annual Program Funding. Assumes 20% match of the federal funds.
		2015 FT12 - FTA SECTION 5307 URBAN TRANSIT CAPITAL & PLAN.	.165			
		2016 FT12 - FTA SECTION 5307 URBAN TRANSIT CAPITAL & PLAN.	.170			
		2017 FT12 - FTA SECTION 5307 URBAN TRANSIT CAPITAL & PLAN.	.176			
		2018 FT12 - FTA SECTION 5307 URBAN TRANSIT CAPITAL & PLAN.	.181			
		2019 FT12 - FTA SECTION 5307 URBAN TRANSIT CAPITAL & PLAN.	.187			
		2020 FT12 - FTA SECTION 5307 URBAN TRANSIT CAPITAL & PLAN.	.193			
		2021 FT12 - FTA SECTION 5307 URBAN TRANSIT CAPITAL & PLAN.	.199			
		2022 FT12 - FTA SECTION 5307 URBAN TRANSIT CAPITAL & PLAN.	.206			
		2023 FT12 - FTA SECTION 5307 URBAN TRANSIT CAPITAL & PLAN.	.212			
		2024 FT12 - FTA SECTION 5307 URBAN TRANSIT CAPITAL & PLAN.	<u>.219</u>			
Transit			I-Total:			1.910

Phase: C = Construction P = Preliminary Engineering R = Right of Way

Project Name#/Id	Route/Road:	Location; Scope of Work	I\$(M)	Previous Prog. Yr	Previous Totals	Comments:
NASHUA [609]	NASHUA TRANSIT SYSTEM	OPERATING ASSISTANCE				Annual Program Funding. Assumes 20% match of the federal funds.
<u>Transit</u>						
		2015	FT12 - FTA SECTION 5307 URBAN TRANSIT CAPITAL & PLAN.		1,502	
		2016	FT12 - FTA SECTION 5307 URBAN TRANSIT CAPITAL & PLAN.		1,550	
		2017	FT12 - FTA SECTION 5307 URBAN TRANSIT CAPITAL & PLAN.		1,599	
		2018	FT12 - FTA SECTION 5307 URBAN TRANSIT CAPITAL & PLAN.		1,651	
		2019	FT12 - FTA SECTION 5307 URBAN TRANSIT CAPITAL & PLAN.		1,703	
		2020	FT12 - FTA SECTION 5307 URBAN TRANSIT CAPITAL & PLAN.		1,758	
		2021	FT12 - FTA SECTION 5307 URBAN TRANSIT CAPITAL & PLAN.		1,814	
		2022	FT12 - FTA SECTION 5307 URBAN TRANSIT CAPITAL & PLAN.		1,872	
		2024	FT12 - FTA SECTION 5307 URBAN TRANSIT CAPITAL & PLAN.		1,994	
Transit				I-Total:	15,443	
NASHUA [3799]	NASHUA TRANSIT SYSTEM	PREVENTIVE MAINTENANCE				Annual Program Funding. Assumes 20% match of the federal funds.
<u>Transit</u>						
		2015	FT12 - FTA SECTION 5307 URBAN TRANSIT CAPITAL & PLAN.		.474	
		2016	FT12 - FTA SECTION 5307 URBAN TRANSIT CAPITAL & PLAN.		.489	
		2017	FT12 - FTA SECTION 5307 URBAN TRANSIT CAPITAL & PLAN.		.505	
		2018	FT12 - FTA SECTION 5307 URBAN TRANSIT CAPITAL & PLAN.		.521	
		2019	FT12 - FTA SECTION 5307 URBAN TRANSIT CAPITAL & PLAN.		.538	
		2020	FT12 - FTA SECTION 5307 URBAN TRANSIT CAPITAL & PLAN.		.555	
		2021	FT12 - FTA SECTION 5307 URBAN TRANSIT CAPITAL & PLAN.		.573	
		2022	FT12 - FTA SECTION 5307 URBAN TRANSIT CAPITAL & PLAN.		.591	
		2023	FT12 - FTA SECTION 5307 URBAN TRANSIT CAPITAL & PLAN.		.610	
		2024	FT12 - FTA SECTION 5307 URBAN TRANSIT CAPITAL & PLAN.		.629	
Transit				I-Total:	5,484	
NASHUA 14815 [6225]		PURCHASE TWO NEW CNG BUSES (CMAQ Program) [06-13CM]				Specific project from Statewide program. Local Administration.
<u>Transit</u>						
		2015	FT19 - FTA SECTION 5309 CAPITAL FUNDS		.913	
Transit				I-Total:	.913	

Phase: C = Construction P = Preliminary Engineering R = Right of Way

Project Name/#/Id	Route/Road:	Location; Scope of Work	I\$(M)	Previous Prog. Yr	Previous Totals	Comments:
NORTH HAVERHILL [8129] <u>Aeronautics</u>	DEAN MEMORIAL AIRPORT	Preservation - taxiway and apron improvements. Lighting, marking, and signage improvements. Master planning and wildlife hazard assessment.				
		2015 AIP - AIRPORT IMPROVEMENT PROGRAM	.217			
		2016 AIP - AIRPORT IMPROVEMENT PROGRAM	.224			
		2017 AIP - AIRPORT IMPROVEMENT PROGRAM	.198			
		2018 AIP - AIRPORT IMPROVEMENT PROGRAM	.181			
		2019 AIP - AIRPORT IMPROVEMENT PROGRAM	.112			
Aeronautics			I-Total:		.932	
PORTSMOUTH - MANCHESTER 68087 [7881] <u>Transit</u>	VARIOUS	BUS SERVICE BETWEEN PORTSMOUTH & MANCHESTER. CONNECT PORTSMOUTH, DOWNTOWN MANCHESTER & BR AIRPORT [06-02CM]				Specific project from Statewide program, Local Administration.
		C 2015 FT12 - FTA SECTION 5307 URBAN TRANSIT CAPITAL & PLAN.	.860			
		C 2016 FT12 - FTA SECTION 5307 URBAN TRANSIT CAPITAL & PLAN.	.533			
Transit			I-Total:		1.392	
PORTSMOUTH - NEWINGTON [8144] <u>Aeronautics</u>	PORTSMOUTH INTERNATIONAL AIRPORT AT PEASE	Preservation - runway, taxiway, and apron improvements. SRE and deicing enhancements. Terminal access improvements. Master planning and other activities.				
		2015 AIP - AIRPORT IMPROVEMENT PROGRAM	1.754			
		2016 AIP - AIRPORT IMPROVEMENT PROGRAM	10.650			
		2017 AIP - AIRPORT IMPROVEMENT PROGRAM	10.991			
		2018 AIP - AIRPORT IMPROVEMENT PROGRAM	1.635			
		2019 AIP - AIRPORT IMPROVEMENT PROGRAM	5.203			
Aeronautics			I-Total:		30.233	
ROCHESTER [8166] <u>Aeronautics</u>	SKYHAVEN AIRPORT	Modernization - wildlife hazard fencing				
		2016 AIP - AIRPORT IMPROVEMENT PROGRAM	.095			
		2017 AIP - AIRPORT IMPROVEMENT PROGRAM	.366			
Aeronautics			I-Total:		.461	

Phase: C = Construction P = Preliminary Engineering R = Right of Way

Project Name#/Id	Route/Road:	Location; Scope of Work	I\$(M)	Previous Prog. Yr	Previous Totals	Comments:
ROCHESTER [8168] <u>Aeronautics</u>	SKYHAVEN AIRPORT	Preservation - apron and parking lot improvements. Master planning and wildlife hazard assessment.				
		2015 AIP - AIRPORT IMPROVEMENT PROGRAM	.631			
		2016 AIP - AIRPORT IMPROVEMENT PROGRAM	.296			
		2017 AIP - AIRPORT IMPROVEMENT PROGRAM	1.221			
		2018 AIP - AIRPORT IMPROVEMENT PROGRAM	.378			
		2019 AIP - AIRPORT IMPROVEMENT PROGRAM	1.951			
Aeronautics			I-Total:		4.477	
STATEWIDE [8177] <u>Aeronautics</u>	AIRPORTS	Preservation - Pavement maintenance, systems planning, and ARFF improvements.				
		2015 AIP - AIRPORT IMPROVEMENT PROGRAM	.677			
		2016 AIP - AIRPORT IMPROVEMENT PROGRAM	.266			
		2017 AIP - AIRPORT IMPROVEMENT PROGRAM	.275			
		2018 AIP - AIRPORT IMPROVEMENT PROGRAM	.397			
		2019 AIP - AIRPORT IMPROVEMENT PROGRAM	.293			
Aeronautics			I-Total:		1.907	
STATEWIDE 16315 [3493] <u>State Railroad</u>	RAIL	REVOLVING LOAN FUND FOR SHORTLINE RAILROADS				Proceeds from repayment of outstanding loans to eligible railroads. Discrete improvements in infrastructure or equipment. Self funded through repayment of loans.
		R 2015 RAIL - RAILROAD	.413			
Rail			I-Total:		.413	

Phase: C = Construction P = Preliminary Engineering R = Right of Way

Project Name#/Id	Route/Road:	Location; Scope of Work	I\$(M)	Previous Prog. Yr	Previous Totals	Comments:
STATEWIDE 16316 [3494]	RAIL	SPECIAL RAILROAD FUND				Maintenance on State-Owned Railroads. Fund to repair State-owned Railroad lines. Funded by Railroad operators.
<u>State Railroad</u>						
		C 2015 RAIL - RAILROAD	.400			
		C 2016 RAIL - RAILROAD	.400			
		C 2017 RAIL - RAILROAD	.400			
		C 2018 RAIL - RAILROAD	.400			
		C 2019 RAIL - RAILROAD	.400			
		C 2020 RAIL - RAILROAD	.400			
		C 2021 RAIL - RAILROAD	.400			
		C 2022 RAIL - RAILROAD	.400			
		C 2023 RAIL - RAILROAD	.400			
		C 2024 RAIL - RAILROAD	.400			
Rail			I-Total:		4.000	
STATEWIDE [3505]	TRANSIT	Enhanced mobility of seniors and individuals with disabilities				Annual Program Funding. Assumes 20% match of the federal funds.
<u>Transit</u>						
		2015 FT14 - FTA SECTION 5310 DISABILITIES PROGRAM	1.336			
		2016 FT14 - FTA SECTION 5310 DISABILITIES PROGRAM	1.336			
		2017 FT14 - FTA SECTION 5310 DISABILITIES PROGRAM	1.336			
		2018 FT14 - FTA SECTION 5310 DISABILITIES PROGRAM	1.336			
		2019 FT14 - FTA SECTION 5310 DISABILITIES PROGRAM	1.336			
		2020 FT14 - FTA SECTION 5310 DISABILITIES PROGRAM	1.336			
		2021 FT14 - FTA SECTION 5310 DISABILITIES PROGRAM	1.336			
		2022 FT14 - FTA SECTION 5310 DISABILITIES PROGRAM	1.336			
		2023 FT14 - FTA SECTION 5310 DISABILITIES PROGRAM	1.336			
		2024 FT14 - FTA SECTION 5310 DISABILITIES PROGRAM	1.336			
Transit			I-Total:		13.364	

Phase: C = Construction P = Preliminary Engineering R = Right of Way

Project Name#/Id	Route/Road:	Location; Scope of Work	I\$(M)	Previous Prog. Yr	Previous Totals	Comments:
STATEWIDE FTA5339 [8673] <u>Transit</u>	TRANSIT	FTA 5339 PROGRAM (Capital bus and bus facilities)				
		2015 FT24 - BUS AND BUS FACILITIES-SECTION 5339	2,359			
		2016 FT24 - BUS AND BUS FACILITIES-SECTION 5339	2,435			
		2017 FT24 - BUS AND BUS FACILITIES-SECTION 5339	2,513			
		2018 FT24 - BUS AND BUS FACILITIES-SECTION 5339	2,593			
		2019 FT24 - BUS AND BUS FACILITIES-SECTION 5339	2,676			
		2020 FT24 - BUS AND BUS FACILITIES-SECTION 5339	2,762			
		2021 FT24 - BUS AND BUS FACILITIES-SECTION 5339	2,850			
		2022 FT24 - BUS AND BUS FACILITIES-SECTION 5339	2,941			
		2023 FT24 - BUS AND BUS FACILITIES-SECTION 5339	3,035			
		2024 FT24 - BUS AND BUS FACILITIES-SECTION 5339	3,132			
Transit			I-Total:		27,297	
STATEWIDE [3506] <u>Transit</u>	TRANSIT	RURAL PUBLIC TRANSIT				Annual Program Funding. Assumes 50% match of the federal funds.
		2015 FT18 - FTA SECTION 5311 RURAL TRANSIT OPERATING	8,000			
		2016 FT18 - FTA SECTION 5311 RURAL TRANSIT OPERATING	8,000			
		2017 FT18 - FTA SECTION 5311 RURAL TRANSIT OPERATING	8,000			
		2018 FT18 - FTA SECTION 5311 RURAL TRANSIT OPERATING	8,000			
		2019 FT18 - FTA SECTION 5311 RURAL TRANSIT OPERATING	8,000			
		2020 FT18 - FTA SECTION 5311 RURAL TRANSIT OPERATING	8,000			
		2021 FT18 - FTA SECTION 5311 RURAL TRANSIT OPERATING	8,000			
		2022 FT18 - FTA SECTION 5311 RURAL TRANSIT OPERATING	8,000			
		2023 FT18 - FTA SECTION 5311 RURAL TRANSIT OPERATING	8,000			
		2024 FT18 - FTA SECTION 5311 RURAL TRANSIT OPERATING	8,000			
Transit			I-Total:		80,000	
WHITEFIELD [3490] <u>Aeronautics</u>	MT. WASHINGTON AIRPORT	Preservation - Hazard beacon and SRE improvements. Master planning and wildlife hazard assessment.				
		2015 AIP - AIRPORT IMPROVEMENT PROGRAM	.516			
		2016 AIP - AIRPORT IMPROVEMENT PROGRAM	.473			
		2017 AIP - AIRPORT IMPROVEMENT PROGRAM	.244			
Aeronautics			I-Total:		1,234	

Phase: C = Construction P = Preliminary Engineering R = Right of Way


Project Name/#/Id	Route/Road:	Location; Scope of Work	I\$(M)	Previous Prog. Yr	Previous Totals	Comments:
WHITEFIELD [6596] <u>Aeronautics</u>	MT. WASHINGTON REGIONAL AIRPORT	Modernization - runway, taxiway, and apron improvements				Address Safety Concerns.
Aeronautics		2018 AIP - AIRPORT IMPROVEMENT PROGRAM			.504	
					<u>.504</u>	
					I-Total:	
						Report I-Total\$ 437.645

Phase: C = Construction P = Preliminary Engineering R = Right of Way

**TEN YEAR TRANSPORTATION
IMPROVEMENT PLAN
2015 - 2024**

Unfunded Projects

PURSUANT TO
RSA 228:99 AND RSA 240 OF THE LAWS OF NEW HAMPSHIRE



PROJECTS LISTED ALPHABETICALLY



PREPARED BY THE NEW HAMPSHIRE
DEPARTMENT OF TRANSPORTATION

August 1, 2014

UNFUNDED PRIORITIES OF THE TEN YEAR TRANSPORTATION IMPROVEMENT PLAN

Other Suggested Projects

Listed Alphabetically

{Inflation Included}

Project Name/#/Id	Route/Road:	Location; Scope of Work	I\$(M)	Previous Prog. Yr	Previous Totals	Comments:
Nashua-Manchester-Concord [9017]	Capital Corridor	Engineering, track infrastructure, equipment, grade crossings, for establishing rail service.				Overall capital corridor rail service. Alternatives analysis being completed. Specific projects and phases to be determined per study recommendations. Contingent on funding availability.
<u>Not Categorized</u>						
		C TBD	FT6 - FTA SECTION 5303 METROPOLITAN PLANNING (Federal)		.000	
		P 2015	FT6 - FTA SECTION 5303 METROPOLITAN PLANNING (Federal)		.000	
Rail					<u>.000</u>	
			I-Total:		.000	

Phase: C = Construction P = Preliminary Engineering R = Right of Way

UNFUNDED PRIORITIES OF THE TEN YEAR TRANSPORTATION IMPROVEMENT PLAN

Turnpikes

Listed Alphabetically

{Inflation Included}

Project Name#/Id	Route/Road:	Location; Scope of Work	I\$(M)	Previous Prog. Yr	Previous Totals	Comments:
BOW - CONCORD 13742 [2075]	I-93	WIDEN FROM I-89 TO BETWEEN EXITS 15 AND 16. BRIDGE #S: 203/090, 139/116, 163/106, 184/103, 201/096, 201/097 AND 203/089. (3 RED LIST BRIDGES #152/108, 150/107 AND 142/116)				2013 Bridge Priority #16, #35, & #58. Proposed Expanded Turnpike Capital Program. Final Design and Construction, contingent on authorization and Future Toll increase or other resources.

Individual Projects

C	TBD	TPK - TURNPIKE EXPANSION (State FY)	35,000		Previously Programmed Beyond FY2022
C	TBD	TPK - TURNPIKE EXPANSION (State FY)	35,000		Previously Programmed Beyond FY2022
C	TBD	TPK - TURNPIKE EXPANSION (State FY)	35,000		Previously Programmed Beyond FY2022
C	TBD	TPK - TURNPIKE EXPANSION (State FY)	35,000		Previously Programmed Beyond FY2022
C	TBD	TPK - TURNPIKE EXPANSION (State FY)	35,000		Previously Programmed Beyond FY2022
P	TBD	TPK - TURNPIKE EXPANSION (State FY)	2,000		
P	TBD	TPK - TURNPIKE EXPANSION (State FY)	2,000		
P	TBD	TPK - TURNPIKE EXPANSION (State FY)	.500		
R	TBD	TPK - TURNPIKE EXPANSION (State FY)	5,500		
R	TBD	TPK - TURNPIKE EXPANSION (State FY)	5,000		

Highway and Bridge

I-Total: 190,000 13,000

Dover-Rochester-Somersworth [9018]	Spaulding Turnpike	Update feasibility study to better determine costs for construction of Exit 10 and easterly connection.				Update feasibility study to better determine costs, permissibility, funding and support. Proposed expanded Turnpike Capital Program contingent on authorization and future toll increase or other resources.
--	--------------------	---	--	--	--	--

Individual Projects

P	TBD	TPK - TURNPIKE EXPANSION (State FY)	2,000		
---	-----	-------------------------------------	-------	--	--

Highway and Bridge

I-Total: 2,000

Manchester 16099A [8827]	FEE Turnpike	Reconstruct and widening of Exit 6 (Amoskeag)				Proposed Expanded Turnpike Capital Program. Construction contingent on authorization and future toll increase or other resources.
---	--------------	---	--	--	--	---

Individual Projects

C	TBD	TPK - TURNPIKE EXPANSION (State FY)	20,000		
C	TBD	TPK - TURNPIKE EXPANSION (State FY)	20,000		
C	TBD	TPK - TURNPIKE EXPANSION (State FY)	20,000		
C	TBD	TPK - TURNPIKE EXPANSION (State FY)	15,000		

Highway and Bridge

I-Total: 75,000

Phase: C = Construction P = Preliminary Engineering R = Right of Way

Project Name#/Id	Route/Road:	Location; Scope of Work	I\$(M)	Previous Prog. Yr	Previous Totals	Comments:
Manchester 16099B [8828]	FEE Turnpike	Reconstruct Exit 7				Proposed Expanded Turnpike Capital Program. Construction contingent on authorization and future toll increase or other resources.
Individual Projects						
		C TBD	TPK - TURNPIKE EXPANSION (State FY)		20,000	New Project
		C TBD	TPK - TURNPIKE EXPANSION (State FY)		20,000	New Project
		C TBD	TPK - TURNPIKE EXPANSION (State FY)		5,000	New Project
		P TBD	TPK - TURNPIKE EXPANSION (State FY)		2,000	
		P TBD	TPK - TURNPIKE EXPANSION (State FY)		1,000	
		P TBD	TPK - TURNPIKE EXPANSION (State FY)		2,000	
		R TBD	TPK - TURNPIKE EXPANSION (State FY)		2,000	
		R TBD	TPK - TURNPIKE EXPANSION (State FY)		2,000	
Highway and Bridge					<u>54,000</u>	
MERRIMACK [9023]	F.E. Everett Tpk	REMOVAL OF EXIT 11 RAMP TOLLS AND RECONFIGURE RAMPS				Contingent on Bedford Mainline Toll Plaza moving South and Town taking over Continental Boulevard.
Individual Projects						
		C TBD	TPK - TURNPIKE EXPANSION (State FY)		1,600	
Highway and Bridge					<u>1,600</u>	
STATEWIDE 'AET' [9015]	TURNPIKE	'AET' PILOT PROJECT				Proposed Expanded Turnpike Capital Program.
Individual Projects						
		C TBD	TPK - TURNPIKE EXPANSION (State FY)		1,300	
Highway and Bridge					<u>1,300</u>	

Phase: C = Construction P = Preliminary Engineering R = Right of Way

UNFUNDED PRIORITIES OF THE TEN YEAR TRANSPORTATION IMPROVEMENT PLAN

Aeronautics

Listed Alphabetically

{Inflation Included}

Project Name#/Id	Route/Road:	Location; Scope of Work		I\$(M)	Previous Prog. Yr	Previous Totals	Comments:
BERLIN - MILAN [8120] <u>Aeronautics</u>	BERLIN REGIONAL AIRPORT	Expansion - apron, taxiway, and hangar improvements.					
			2020	AIP - AIRPORT IMPROVEMENT PROGRAM		.201	
			2021	AIP - AIRPORT IMPROVEMENT PROGRAM		.208	
Aeronautics						<u>.409</u>	I-Total:
BERLIN - MILAN [8118] <u>Aeronautics</u>	BERLIN REGIONAL AIRPORT	Modernization - taxiway improvements.					
			2021	AIP - AIRPORT IMPROVEMENT PROGRAM		.208	
			2024	AIP - AIRPORT IMPROVEMENT PROGRAM		2.466	
Aeronautics						<u>2.674</u>	I-Total:
BERLIN - MILAN [8122] <u>Aeronautics</u>	BERLIN REGIONAL AIRPORT	Preservation - master plan and wildlife hazard assesment. SRE, fuel farm, and hazard beacon improvements.					
			2022	AIP - AIRPORT IMPROVEMENT PROGRAM		.429	
			2023	AIP - AIRPORT IMPROVEMENT PROGRAM		.531	
			2024	AIP - AIRPORT IMPROVEMENT PROGRAM		.228	
Aeronautics						<u>1.188</u>	I-Total:
CLAREMONT [8028] <u>Aeronautics</u>	CLAREMONT MUNICIPAL AIRPORT	Expansion					
			2022	AIP - AIRPORT IMPROVEMENT PROGRAM		.214	
			2023	AIP - AIRPORT IMPROVEMENT PROGRAM		.664	
			2024	AIP - AIRPORT IMPROVEMENT PROGRAM		.438	
Aeronautics						<u>1.317</u>	I-Total:
CLAREMONT [8029] <u>Aeronautics</u>	Claremont Municipal Airport	Preservation - runway, apron, and hangar rehabilitation, master planning, obstruction removal, and other activities					
			2020	AIP - AIRPORT IMPROVEMENT PROGRAM		.242	
			2021	AIP - AIRPORT IMPROVEMENT PROGRAM		.607	
			2023	AIP - AIRPORT IMPROVEMENT PROGRAM		.175	
			2024	AIP - AIRPORT IMPROVEMENT PROGRAM		.822	
Aeronautics						<u>1.846</u>	I-Total:

Phase: C = Construction P = Preliminary Engineering R = Right of Way

Project Name#/Id	Route/Road:	Location; Scope of Work	I\$(M)	Previous Prog. Yr	Previous Totals	Comments:
CONCORD [8042] <u>Aeronautics</u>	CONCORD MUNICIPAL AIRPORT	Modernization - apron and runway improvements				
		2020	AIP - AIRPORT IMPROVEMENT PROGRAM		1,342	
		2021	AIP - AIRPORT IMPROVEMENT PROGRAM		1,621	
		2022	AIP - AIRPORT IMPROVEMENT PROGRAM		1,106	
		2024	AIP - AIRPORT IMPROVEMENT PROGRAM		5,048	
Aeronautics			I-Total:		9,118	
CONCORD [8048] <u>Aeronautics</u>	CONCORD MUNICIPAL AIRPORT	Preservation - apron, hangar, and taxiway preservation. Terminal building and fuel farm improvements. Obstruction removal.				
		2020	AIP - AIRPORT IMPROVEMENT PROGRAM		1,463	
		2021	AIP - AIRPORT IMPROVEMENT PROGRAM		.869	
		2022	AIP - AIRPORT IMPROVEMENT PROGRAM		.611	
		2023	AIP - AIRPORT IMPROVEMENT PROGRAM		2,324	
		2024	AIP - AIRPORT IMPROVEMENT PROGRAM		10,863	
Aeronautics			I-Total:		16,130	
KEENE - SWANZEY [8070] <u>Aeronautics</u>	DILLANT-HOPKINS AIRPORT	Expansion - apron & hangar improvements				
		2020	AIP - AIRPORT IMPROVEMENT PROGRAM		1,570	
		2023	AIP - AIRPORT IMPROVEMENT PROGRAM		.221	
		2024	AIP - AIRPORT IMPROVEMENT PROGRAM		.228	
Aeronautics			I-Total:		2,020	
KEENE - SWANZEY [8071] <u>Aeronautics</u>	DILLANT-HOPKINS AIRPORT	Modernization - taxiway improvements.				
		2022	AIP - AIRPORT IMPROVEMENT PROGRAM		2,316	
		2024	AIP - AIRPORT IMPROVEMENT PROGRAM		1,918	
Aeronautics			I-Total:		4,234	
KEENE - SWANZEY [8072] <u>Aeronautics</u>	DILLANT-HOPKINS AIRPORT	Preservation - runway reconstruction and hazard beacon rehabilitation, master planning, SRE purchase.				
		2024	AIP - AIRPORT IMPROVEMENT PROGRAM		2,208	
Aeronautics			I-Total:		2,208	

Phase: C = Construction P = Preliminary Engineering R = Right of Way

Project Name#/Id	Route/Road:	Location; Scope of Work	I\$(M)	Previous Prog. Yr	Previous Totals	Comments:
LACONIA - GILFORD [8062] <u>Aeronautics</u>	LACONIA MUNICIPAL AIRPORT	Preservation - runway and taxiway improvements. Obstruction removal and SRE purchase.				
		2020	AIP - AIRPORT IMPROVEMENT PROGRAM		1.112	
		2021	AIP - AIRPORT IMPROVEMENT PROGRAM		.208	
		2022	AIP - AIRPORT IMPROVEMENT PROGRAM		.214	
		2023	AIP - AIRPORT IMPROVEMENT PROGRAM		.221	
		2024	AIP - AIRPORT IMPROVEMENT PROGRAM		.228	
Aeronautics			I-Total:		1.984	
LEBANON [8082] <u>Aeronautics</u>	LEBANON MUNICIPAL AIRPORT	Preservation - runway, taxiway, and apron improvements. Obstruction removal.				
		2020	AIP - AIRPORT IMPROVEMENT PROGRAM		2.295	
		2021	AIP - AIRPORT IMPROVEMENT PROGRAM		2.247	
		2022	AIP - AIRPORT IMPROVEMENT PROGRAM		2.359	
		2023	AIP - AIRPORT IMPROVEMENT PROGRAM		.681	
		2024	AIP - AIRPORT IMPROVEMENT PROGRAM		1.522	
Aeronautics			I-Total:		9.105	
MANCHESTER - LONDONDERRY [8102] <u>Aeronautics</u>	MANCHESTER - BOSTON REGIONAL AIRPORT	Preservation - runway, taxiway, and apron improvements. SRE enhancements. Safety & security improvements.				
		2020	AIP - AIRPORT IMPROVEMENT PROGRAM		16.207	
		2021	AIP - AIRPORT IMPROVEMENT PROGRAM		3.973	
		2022	AIP - AIRPORT IMPROVEMENT PROGRAM		4.289	
		2023	AIP - AIRPORT IMPROVEMENT PROGRAM		4.426	
		2024	AIP - AIRPORT IMPROVEMENT PROGRAM		4.567	
Aeronautics			I-Total:		33.462	
Nashua [8817] <u>Aeronautics</u>	Boire Field	Preservation - taxiway improvements. Control tower, hazard beacon, and SRE improvements. Master planning.				
		2020	AIP - AIRPORT IMPROVEMENT PROGRAM		.403	
		2021	AIP - AIRPORT IMPROVEMENT PROGRAM		1.108	
		2022	AIP - AIRPORT IMPROVEMENT PROGRAM		.450	
		2023	AIP - AIRPORT IMPROVEMENT PROGRAM		6.639	
		2024	AIP - AIRPORT IMPROVEMENT PROGRAM		1.446	
Aeronautics			I-Total:		10.046	

Phase: C = Construction P = Preliminary Engineering R = Right of Way

Project Name#/Id	Route/Road:	Location; Scope of Work	I\$(M)	Previous Prog. Yr	Previous Totals	Comments:
NORTH HAVERHILL [8127] <u>Aeronautics</u>	DEAN MEMORIAL AIRPORT	Expansion - apron and lighting improvements				
Aeronautics		2022	AIP - AIRPORT IMPROVEMENT PROGRAM		.453	
					<u>.453</u>	
					I-Total:	.453
NORTH HAVERHILL [8128] <u>Aeronautics</u>	DEAN MEMORIAL AIRPORT	Modernization - taxiway and beacon improvements				
Aeronautics		2024	AIP - AIRPORT IMPROVEMENT PROGRAM		1.048	
					<u>1.048</u>	
					I-Total:	1.048
NORTH HAVERHILL [8129] <u>Aeronautics</u>	DEAN MEMORIAL AIRPORT	Preservation - taxiway and apron improvements. Lighting, marking, and signage improvements. Master planning and wildlife hazard assessment.				
Aeronautics		2020	AIP - AIRPORT IMPROVEMENT PROGRAM		.134	
		2021	AIP - AIRPORT IMPROVEMENT PROGRAM		.554	
		2023	AIP - AIRPORT IMPROVEMENT PROGRAM		2.921	
		2024	AIP - AIRPORT IMPROVEMENT PROGRAM		2.613	
					<u>6.222</u>	
					I-Total:	6.222
PORTSMOUTH - NEWINGTON [8142] <u>Aeronautics</u>	PORTSMOUTH INTERNATIONAL AIRPORT AT PEASE	Expansion - terminal building improvements				
Aeronautics		2024	AIP - AIRPORT IMPROVEMENT PROGRAM		1.522	
					<u>1.522</u>	
					I-Total:	1.522
PORTSMOUTH - NEWINGTON [8144] <u>Aeronautics</u>	PORTSMOUTH INTERNATIONAL AIRPORT AT PEASE	Preservation - runway, taxiway, and apron improvements. SRE and deicing enhancements. Terminal access improvements. Master planning and other activities.				
Aeronautics		2020	AIP - AIRPORT IMPROVEMENT PROGRAM		1.342	
		2021	AIP - AIRPORT IMPROVEMENT PROGRAM		1.278	
		2022	AIP - AIRPORT IMPROVEMENT PROGRAM		14.796	
		2023	AIP - AIRPORT IMPROVEMENT PROGRAM		3.320	
		2024	AIP - AIRPORT IMPROVEMENT PROGRAM		65.311	
					<u>86.046</u>	
					I-Total:	86.046

Phase: C = Construction P = Preliminary Engineering R = Right of Way

Project Name#/Id	Route/Road:	Location; Scope of Work	I\$(M)	Previous Prog. Yr	Previous Totals	Comments:
ROCHESTER [8162] <u>Aeronautics</u>	SKYHAVEN AIRPORT	Expansion - runway and apron improvements				
		2022	AIP - AIRPORT IMPROVEMENT PROGRAM		.386	
		2023	AIP - AIRPORT IMPROVEMENT PROGRAM		3.983	
		2024	AIP - AIRPORT IMPROVEMENT PROGRAM		4.316	
Aeronautics			I-Total:		8.686	
ROCHESTER [8168] <u>Aeronautics</u>	SKYHAVEN AIRPORT	Preservation - apron and parking lot improvements. Master planning and wildlife hazard assessment.				
		2020	AIP - AIRPORT IMPROVEMENT PROGRAM		.302	
		2021	AIP - AIRPORT IMPROVEMENT PROGRAM		.374	
Aeronautics			I-Total:		.676	
STATEWIDE [8177] <u>Aeronautics</u>	AIRPORTS	Preservation - Pavement maintenance, systems planning, and ARFF improvements.				
		2020	AIP - AIRPORT IMPROVEMENT PROGRAM		.121	
		2021	AIP - AIRPORT IMPROVEMENT PROGRAM		.312	
		2022	AIP - AIRPORT IMPROVEMENT PROGRAM		.322	
		2023	AIP - AIRPORT IMPROVEMENT PROGRAM		.885	
		2024	AIP - AIRPORT IMPROVEMENT PROGRAM		.343	
Aeronautics			I-Total:		1.982	
WHITEFIELD [3490] <u>Aeronautics</u>	MT. WASHINGTON AIRPORT	Preservation - Hazard beacon and SRE improvements. Master planning and wildlife hazard assessment.				
		2021	AIP - AIRPORT IMPROVEMENT PROGRAM		.277	
		2024	AIP - AIRPORT IMPROVEMENT PROGRAM		.114	
Aeronautics			I-Total:		.391	
WHITEFIELD [8180] <u>Aeronautics</u>	MT. WASHINGTON REGIONAL AIRPORT	Expansion - fuel farm and hangar improvements				
		2020	AIP - AIRPORT IMPROVEMENT PROGRAM		.336	
		2024	AIP - AIRPORT IMPROVEMENT PROGRAM		5.241	
Aeronautics			I-Total:		5.577	

Phase: C = Construction P = Preliminary Engineering R = Right of Way

Project Name/#/Id	Route/Road:	Location; Scope of Work	I\$(M)	Previous Prog. Yr	Previous Totals	Comments:
WHITEFIELD [6596] <u>Aeronautics</u>	MT. WASHINGTON REGIONAL AIRPORT	Modernization - runway, taxiway, and apron improvements				Address Safety Concerns.
		2023	AIP - AIRPORT IMPROVEMENT PROGRAM		1.106	
		2024	AIP - AIRPORT IMPROVEMENT PROGRAM		<u>1.522</u>	
Aeronautics			I-Total:		2.629	

Phase: C = Construction P = Preliminary Engineering R = Right of Way

Project Name/#/Id	Route/Road:	Location; Scope of Work	I\$(M)	Previous Prog. Yr	Previous Totals	Comments:
-------------------	-------------	-------------------------	--------	----------------------	--------------------	-----------

Phase: C = Construction P = Preliminary Engineering R = Right of Way